

Nottingham to Derby, Matlock, Stoke-on-Trent, Crewe, Birmingham, Cardiff and Bristol

Mondays to Fridays

| Operator Days of operation/Notes 1st Class/Reservations/Bus/Ferry Catering facilities | EM A | EM | XC B 11◇ | EM | EM C | XC ◇ | EM D | EM | XC 11◇ | EM E | EM | EM F | XC G 11◇ | EM | XC H 11◇ | XC ◇ | EM D | EM |
|--|---------|-------|----------------|------|---------|---------|---------|-------|-----------|---------|-------|---------|----------------|------|----------------|---------|---------|------|
| Grimsby Town (GMB) | d | | | | | | | | | | | | | | | | | |
| Lincoln (LCN) | d | | | | | | | | | | | | | | | | 0609 | |
| Newark Castle (NCT) | d | | | | | | | | | | | | | | | | 0638 | |
| Nottingham (NOT) | 8 d | 0514 | | | 0553 | | 0600 | 0610 | 0614 | | | | 0639 | 0649 | | 0704 | 0712 | 0717 |
| Beeston (BEE) | d | 0519a | | | 0559 | | 0606 | 0615a | 0621 | | | | 0645 | 0655 | | 0710 | 0717a | 0723 |
| Attenborough (ATB) | d | | | | | | 0609 | | | | | | | 0659 | 0659 | 0713 | | |
| Long Eaton (LGE) | d | | | | 0609 | 0613 | 0620 | | 0631 | | | | | 0707 | | 0724 | | 0732 |
| Spondon (SPO) | d | | | | | | 0627 | | 0639 | | | | | | | | | 0740 |
| Derby (DBY) | 6 a | | | | 0619 | 0623 | 0633 | | 0645 | | | | 0708 | 0702 | 0718 | | 0734 | 0746 |
| Derby (DBY) | 6 d | | 0540 | 0610 | 0624 | | 0638 | | 0659 | 0649 | 0654 | 0659 | 0713 | 0721 | 0728 | 0738 | | 0749 |
| Duffield (DFI) | d | | 0547 | | | | | | | | | 0706 | | | | | | 0756 |
| Belper (BLP) | d | | 0552 | | | | | | | | 0702a | 0711 | | | | | | 0801 |
| Ambergate (AMB) | d | | 0557 | | | | | | | | | 0717 | | | | | | 0807 |
| Whatstandwell (WTS) | d | | 0602 | | | | | | | | | 0722 | | | | | | 0812 |
| Cromford (CMF) | d | | 0607 | | | | | | | | | 0727 | | | | | | 0817 |
| Matlock Bath (MTB) | d | | 0610 | | | | | | | | | 0730 | | | | | | 0820 |
| Matlock (MAT) | a | | 0613 | | | | | | | | | 0733 | | | | | | 0823 |
| Peartree (PEA) | d | | | | 0627 | | | | | | | | | | 0724 | | | |
| Tutbury & Hatton (TUT) | d | | | | 0639 | | | | | | | | | | 0739c | | | |
| Uttuxeter (UTT) | d | | | | 0649 | | | | | | | | | | 0749 | | | |
| Blythe Bridge (BYB) | d | | | | 0703 | | | | | | | | | | 0803 | | | |
| Longton (LGN) | d | | | | 0709 | | | | | | | | | | 0809 | | | |
| Stoke-on-Trent (SOT) | d | | | | 0716 | | | | | | | | | | 0817 | | | |
| Longport (LPT) | d | | | | | | | | | | | | | | 0823 | | | |
| Kids Grove (KDG) | d | | | | 0724 | | | | | | | | | | 0829 | | | |
| Alsager (ASG) | d | | | | 0729 | | | | | | | | | | 0834 | | | |
| Crewe (CRE) | 10 a | | | | 0746 | | | | | | | | | | 0846 | | | |
| Willington (WIL) | d | | | | | | | | | | | | | | | 0745 | | |
| Burton-on-Trent (BUT) | d | | | 0621 | | | 0649 | | | | | | 0723 | | 0738 | 0752 | | |
| Tamworth (TAM) | d | | | 0632 | | | 0700 | | 0707 | | | | 0734 | | 0749 | 0803 | | |
| Wilnecote (WNE) | d | | | | | | 0704 | | | | | | | | | 0807 | | |
| Water Orton (WTO) | d | | | | | | | | | | | | | | | | | |
| Birmingham New Street (BHM) | 12 a | | | 0652 | | | 0723 | | 0726 | | | | 0756 | | 0806 | 0825 | | |
| University (UNI) | a | | | | | | | | 0736 | | | | | | | | 0836 | |
| Worcestershire Parkway (WOP) | a | | | | | | | | 0758 | | | | | | | | 0858 | |
| Ashchurch for Tewkesbury (ASC) | a | | | | | | | | | | | | | | | | | |
| Cheltenham Spa (CNM) | a | | | 0759 | | | | | 0814 | | | | | | 0850 | 0914 | | |
| Gloucester (GCR) | 7 a | | | | | | | | 0824 | | | | | | | 0926 | | |
| Lydney (LYD) | a | | | | | | | | | | | | | | | | | |
| Chepstow (CPW) | a | | | | | | | | 0853 | | | | | | | 0953 | | |
| Newport (South Wales) (NWP) | a | | | | | | | | 0912 | | | | | | | 1010 | | |
| Cardiff Central (CDF) | 7 a | | | | | | | | 0925 | | | | | | | 1025 | | |
| Bristol Parkway (BPW) | 7 a | | | 0829 | | | | | | | | | | | | 0920 | | |
| Bristol Temple Meads (BRI) | 10 a | | | 0839 | | | | | | | | | | | | 0930 | | |

For the complete service between Lincoln and Nottingham see table 057

For the complete service between Stoke-on-Trent and Crewe see table 076

For the complete service between Water Orton and Birmingham see table 054

For the complete service between Birmingham and Cheltenham Spa/Cardiff/Bristol see table 132










NOTES (see introductory pages for explanation of train operator codes and standard symbols)

- a Arrival time
d Departure time
c Arrives 3 minutes earlier

- A From Derby to London St Pancras Intl
B To Plymouth
C From Leicester to Sheffield
D To London St Pancras Intl
E To Sheffield
F From London St Pancras Intl to Sheffield
G To Bournemouth
H From Leeds to Plymouth

Nottingham to Derby, Matlock, Stoke-on-Trent, Crewe, Birmingham, Cardiff and Bristol

Mondays to Fridays

| Operator Days of operation/Notes 1st Class/Reservations/Bus/Ferry Catering facilities | XC J 1 ◇ ⚓ | EM K | XC ◇ | EM C ⚓ | EM | XC L 1 ◇ ⚓ | XC ◇ | EM D ⚓ | EM | XC J 1 ◇ ⚓ | EM K | XC ◇ | EM F ⚓ | EM | XC M 1 ◇ ⚓ | XC ◇ | EM D ⚓ | EM | |
|--|--|---------|---------|--------------|------|------------------------|---------|--------------|-------|------------------------|---------|---------|--------------|------|------------------------|---------|--------------|-------|------|
| Grimsby Town (GMB) | d | | | | | | | | | | | | | | | | | 0720 | |
| Lincoln (LCN) | d | | | | | | | | 0716 | | | | | | | | | 0817 | |
| Newark Castle (NCT) | d | | | | 0701 | | | 0747 | | | | | | 0801 | | | | 0846 | |
| Nottingham (NOT)  8 | d | | 0726 | 0737 | | 0751 | | 0807 | 0812 | 0816 | | 0830 | 0839 | | 0853 | | 0907 | 0912 | 0917 |
| Beeston (BEE) | d | | 0732 | 0743 | | 0757 | | 0813 | 0817a | 0822 | | 0836 | 0845 | | 0859 | | 0913 | 0917a | 0924 |
| Attenborough (ATB) | d | | 0736a | | | 0801 | | | | | | 0840a | | | 0903 | | | | |
| Long Eaton (LGE) | d | | | 0752 | 0805 | 0809 | | 0827 | | 0831 | | | 0854 | 0901 | 0912 | | 0927 | | 0934 |
| Spondon (SPO) | d | | | | | | | | | 0839 | | | 0901 | | | | | | 0941 |
| Derby (DBY)  6 | a | | | 0802 | 0814 | 0820 | | 0838 | | 0845 | | | 0907 | 0910 | 0922 | | 0937 | | 0947 |
| Derby (DBY)  6 | d | 0751 | | 0806 | | 0824 | 0829 | 0842 | | 0849 | 0853 | | 0910 | | 0926 | 0931 | 0941 | | 0949 |
| Duffield (DFI) | d | | | | | | | | | 0856 | | | | | | | | | 0956 |
| Belper (BLP) | d | | | | | | | | | 0901 | | | | | | | | | 1001 |
| Ambergate (AMB) | d | | | | | | | | | 0907 | | | | | | | | | 1007 |
| Whatstandwell (WTS) | d | | | | | | | | | 0912 | | | | | | | | | 1012 |
| Cromford (CMF) | d | | | | | | | | | 0917 | | | | | | | | | 1017 |
| Matlock Bath (MTB) | d | | | | | | | | | 0920 | | | | | | | | | 1020 |
| Matlock (MAT) | a | | | | | | | | | 0923 | | | | | | | | | 1023 |
| Peartree (PEA) | d | | | | | | | | | | | | | | | | | | |
| Tutbury & Hatton (TUT) | d | | | | | 0839 | | | | | | | | | 0939 | | | | |
| Uttoxeter (UTT) | d | | | | | 0849 | | | | | | | | | 0949 | | | | |
| Blythe Bridge (BYB) | d | | | | | 0903 | | | | | | | | | 1003 | | | | |
| Longton (LGN) | d | | | | | 0909 | | | | | | | | | 1009 | | | | |
| Stoke-on-Trent (SOT) | d | | | | | 0916 | | | | | | | | | 1016 | | | | |
| Longport (LPT) | d | | | | | | | | | | | | | | | | | | |
| Kidsgrove (KDG) | d | | | | | 0924 | | | | | | | | | 1024 | | | | |
| Alsager (ASG) | d | | | | | 0929 | | | | | | | | | 1029 | | | | |
| Crewe (CRE)  10 | a | | | | | 0946 | | | | | | | | | 1046 | | | | |
| Willington (WIL) | d | | | | | | | | | | | | | | | | | | |
| Burton-on-Trent (BUT) | d | 0801 | | 0818 | | | 0839 | 0853 | | | | | 0921 | | | 0941 | 0953 | | |
| Tamworth (TAM) | d | 0812 | | 0830 | | | 0850 | 0905 | | | | | 0933 | | | | 1005 | | |
| Wilnecote (WNE) | d | | | 0834 | | | | | | | | | 0937 | | | | | | |
| Water Orton (WTO) | d | | | 0844 | | | | | | | | | | | | | | | |
| Birmingham New Street (BHM)  12 | a | 0828 | | 0855 | | | 0907 | 0924 | | | 0928 | | 0955 | | | 1004 | 1024 | | |
| University (UNI) | a | | | | | | | 0936 | | | | | | | | | 1036 | | |
| Worcestershire Parkway (WOP) | a | | | | | | | 0958 | | | | | | | | | 1058 | | |
| Ashchurch for Tewkesbury (ASC) | a | | | | | | | | | | | | | | | | | | |
| Cheltenham Spa (CNM) | a | | | | | 0950 | 1014 | | | | | | | | 1050 | 1114 | | | |
| Gloucester (GCR)  7 | a | | | | | | 1026 | | | | | | | | | | 1126 | | |
| Lydney (LYD) | a | | | | | | | 1046 | | | | | | | | | | | |
| Chepstow (CPW) | a | | | | | | | | | | | | | | | | 1153 | | |
| Newport (South Wales) (NWP) | a | | | | | | | 1111 | | | | | | | | | 1212 | | |
| Cardiff Central (CDF)  7 | a | | | | | | 1125 | | | | | | | | | | 1226 | | |
| Bristol Parkway (BPW) |  7 | a | | | | | 1020 | | | | | | | | | 1121 | | | |
| Bristol Temple Meads (BRI) |  10 | a | | | | | 1033 | | | | | | | | | 1131 | | | |

NOTES (see introductory pages for explanation of train operator codes and standard symbols)

- a Arrival time
d Departure time
- C From Leicester to Sheffield
D To London St Pancras Intl
F From London St Pancras Intl to Sheffield
J From Newcastle to Reading
K To Leicester
L From York to Plymouth
M From Newcastle to Plymouth

Nottingham to Derby, Matlock, Stoke-on-Trent, Crewe, Birmingham, Cardiff and Bristol

Mondays to Fridays

| Operator Days of operation/Notes 1st Class/Reservations/Bus/Ferry Catering facilities | EM K | XC ◇ | EM F ⚡ | EM | XC N 1◇ ⚡ | XC ◇ | EM D ⚡ | EM | XC J 1◇ ⚡ | EM K | XC ◇ | EM F ⚡ | EM | XC P 1◇ ⚡ | XC ◇ | EM D ⚡ | EM | EM K | |
|--|---------|---------|--------------|------|--------------------|---------|--------------|-------|--------------------|---------|---------|--------------|------|--------------------|---------|--------------|-------|---------|-------|
| Grimsby Town (GMB) | d | | | | | | | 0815 | | | | | | | | | | | |
| Lincoln (LCN) | d | | | 0837 | | | | 0910 | | | | | 0942 | | | | 1014 | | |
| Newark Castle (NCT) | d | | | 0908 | | | | 0939 | | | | | 1010 | | | | 1045 | | |
| Nottingham (NOT) | 8 d | 0933 | 0941 | | 0953 | | 1007 | 1012 | 1017 | | 1033 | 1041 | | 1053 | | 1107 | 1112 | 1117 | 1133 |
| Beeston (BEE) | d | 0939 | | | 0959 | | 1013 | 1017a | 1023 | | 1039 | | | 1059 | | 1113 | 1117a | 1123 | 1139 |
| Attenborough (ATB) | d | 0943a | | | 1003 | | | | | | 1043a | | | 1103 | | | | | 1143a |
| Long Eaton (LGE) | d | | | 1002 | 1011 | | 1027 | | 1033 | | | 1059 | 1111 | | 1124 | | 1133 | | |
| Spondon (SPO) | d | | | | | | | 1041 | | | | | | | | | 1140 | | |
| Derby (DBY) | 6 a | | 1002 | 1011 | 1022 | | 1038 | 1047 | | | 1102 | 1108 | 1121 | | 1135 | | 1146 | | |
| Derby (DBY) | 6 d | | 1007 | | 1026 | 1031 | 1041 | 1049 | 1055 | | 1109 | | 1126 | 1131 | 1138 | | 1149 | | |
| Duffield (DFI) | d | | | | | | | 1056 | | | | | | | | | 1156 | | |
| Belper (BLP) | d | | | | | | | 1101 | | | | | | | | | 1201 | | |
| Ambergate (AMB) | d | | | | | | | 1107 | | | | | | | | | 1207 | | |
| Whatstandwell (WTS) | d | | | | | | | 1112 | | | | | | | | | 1212 | | |
| Cromford (CMF) | d | | | | | | | 1117 | | | | | | | | | 1217 | | |
| Matlock Bath (MTB) | d | | | | | | | 1120 | | | | | | | | | 1220 | | |
| Matlock (MAT) | a | | | | | | | 1123 | | | | | | | | | 1223 | | |
| Peartree (PEA) | d | | | | | | | | | | | | | | | | | | |
| Tutbury & Hatton (TUT) | d | | | | 1039 | | | | | | | | 1139 | | | | | | |
| Utttoxeter (UTT) | d | | | | 1049 | | | | | | | | 1149 | | | | | | |
| Blythe Bridge (BYB) | d | | | | 1103 | | | | | | | | 1203 | | | | | | |
| Longton (LGN) | d | | | | 1109 | | | | | | | | 1209 | | | | | | |
| Stoke-on-Trent (SOT) | d | | | | 1116 | | | | | | | | 1216 | | | | | | |
| Longport (LPT) | d | | | | | | | | | | | | | | | | | | |
| Kidsgrove (KDG) | d | | | | 1124 | | | | | | | | 1224 | | | | | | |
| Alsager (ASG) | d | | | | 1130 | | | | | | | | 1229 | | | | | | |
| Crewe (CRE) | 10 a | | | | 1146 | | | | | | | | 1246 | | | | | | |
| Willington (WIL) | d | | 1014 | | | | | | | | | | | | | | | | |
| Burton-on-Trent (BUT) | d | | 1021 | | | | 1053 | | | | | 1120 | | | | 1151 | | | |
| Tamworth (TAM) | d | | 1033 | | | 1049 | 1105 | | | | | 1132 | | | | 1203 | | | |
| Wilnecote (WNE) | d | | 1037 | | | | | | | | | 1136 | | | | | | | |
| Water Orton (WTO) | d | | | | | | | | | | | | | | | | | | |
| Birmingham New Street (BHM) | 12 a | | 1055 | | | 1106 | 1124 | | 1127 | | 1155 | | | 1204 | 1226 | | | | |
| University (UNI) | a | | | | | | 1136 | | | | | | | | | 1236 | | | |
| Worcestershire Parkway (WOP) | a | | | | | | 1158 | | | | | | | | | 1258 | | | |
| Ashchurch for Tewkesbury (ASC) | a | | | | | | | | | | | | | | | | | | |
| Cheltenham Spa (CNM) | a | | | | | 1151 | 1214 | | | | | | 1250 | 1314 | | | | | |
| Gloucester (GCR) | 7 a | | | | | | 1226 | | | | | | | | | 1326 | | | |
| Lydney (LYD) | a | | | | | | | | | | | | | | | 1346 | | | |
| Chepstow (CPW) | a | | | | | | 1253 | | | | | | | | | | | | |
| Newport (South Wales) (NWP) | a | | | | | | 1311 | | | | | | | | | 1411 | | | |
| Cardiff Central (CDF) | 7 a | | | | | | 1325 | | | | | | | | | 1425 | | | |
| Bristol Parkway (BPW) | 7 a | | | | | 1220 | | | | | | | | 1321 | | | | | |
| Bristol Temple Meads (BRI) | 10 a | | | | | 1232 | | | | | | | | 1332 | | | | | |

NOTES (see introductory pages for explanation of train operator codes and standard symbols)

- a Arrival time
d Departure time
- D To London St Pancras Intl
F From London St Pancras Intl to Sheffield
J From Newcastle to Reading
K To Leicester
N From Edinburgh to Plymouth
P From Edinburgh to Penzance

Nottingham to Derby, Matlock, Stoke-on-Trent, Crewe, Birmingham, Cardiff and Bristol

Mondays to Fridays

| Operator Days of operation/Notes 1st Class/Reservations/Bus/Ferry Catering facilities | XC ◇ | EM F ⚡ | EM | XC Q I◇ ⚡ | XC ◇ | EM D ⚡ | EM R | XC J I◇ ⚡ | EM K | XC ◇ | EM F ⚡ | EM | XC Q I◇ ⚡ | XC ◇ | EM D ⚡ | EM | EM K | XC ◇ |
|--|---------|--------------|------|--------------------|---------|--------------|---------|--------------------|---------|---------|--------------|------|--------------------|---------|--------------|-------|---------|---------|
| Grimsby Town (GMB) | d | | | | | | 1015 | | | | | | | | | | | |
| Lincoln (LCN) | d | | 1042 | | | | 1110 | | | | | 1142 | | | | 1214 | | |
| Newark Castle (NCT) | d | | 1108 | | | | 1139 | | | | | 1210 | | | | 1245 | | |
| Nottingham (NOT) 🚌 8 | d | 1141 | | 1153 | | 1207 | 1212 | 1217 | | 1233 | 1241 | | 1253 | | 1307 | 1312 | 1317 | 1333 |
| Beeston (BEE) | d | | | 1159 | | 1213 | 1217a | 1224 | | 1239 | | | 1259 | | 1313 | 1317a | 1324 | 1339 |
| Attenborough (ATB) | d | | | 1203 | | | | | | 1243a | | | 1303 | | | | 1343a | |
| Long Eaton (LGE) | d | | 1159 | 1211 | | 1224 | | 1233 | | | 1259 | 1311 | | 1325 | | | 1333 | |
| Spondon (SPO) | d | | | | | | | 1240 | | | | | | | | | 1340 | |
| Derby (DBY) 6 | a | 1203 | 1209 | 1221 | | 1234 | | 1246 | | 1303 | 1308 | 1322 | | 1336 | | 1346 | | 1403 |
| Derby (DBY) 6 | d | 1210 | | 1226 | 1231 | 1238 | | 1249 | 1255 | 1310 | | 1326 | 1331 | 1340 | | 1349 | | 1410 |
| Duffield (DFI) | d | | | | | | | 1256 | | | | | | | | | 1356 | |
| Belper (BLP) | d | | | | | | | 1301 | | | | | | | | | 1401 | |
| Ambergate (AMB) | d | | | | | | | 1307 | | | | | | | | | 1407 | |
| Whatstandwell (WTS) | d | | | | | | | 1312 | | | | | | | | | 1412 | |
| Cromford (CMF) | d | | | | | | | 1317 | | | | | | | | | 1417 | |
| Matlock Bath (MTB) | d | | | | | | | 1320 | | | | | | | | | 1420 | |
| Matlock (MAT) | a | | | | | | | 1323 | | | | | | | | | 1423 | |
| Peartree (PEA) | d | | | | | | | | | | | | | | | | | |
| Tutbury & Hatton (TUT) | d | | | 1239 | | | | | | | | 1339 | | | | | | |
| Utttoxeter (UTT) | d | | | 1249 | | | | | | | | 1349 | | | | | | |
| Blythe Bridge (BYB) | d | | | 1303 | | | | | | | | 1403 | | | | | | |
| Longton (LGN) | d | | | 1309 | | | | | | | | 1409 | | | | | | |
| Stoke-on-Trent (SOT) | d | | | 1316 | | | | | | | | 1416 | | | | | | |
| Longport (LPT) | d | | | | | | | | | | | | | | | | | |
| Kidsgrove (KDG) | d | | | 1324 | | | | | | | | 1424 | | | | | | |
| Alsager (ASG) | d | | | 1329 | | | | | | | | 1429 | | | | | | |
| Crewe (CRE) 10 | a | | | 1346 | | | | | | | | 1446 | | | | | | |
| Willington (WIL) | d | | | | | | | | | 1317 | | | | | | | | |
| Burton-on-Trent (BUT) | d | 1221 | | | | 1251 | | | | 1324 | | | 1341 | 1351 | | | | 1421 |
| Tamworth (TAM) | d | 1232 | | | 1249 | 1303 | | | | 1336 | | | | 1403 | | | | 1433 |
| Wilnecote (WNE) | d | 1236 | | | | | | | | | | | | | | | | 1437 |
| Water Orton (WTO) | d | | | | | | | | | | | | | | | | | |
| Birmingham New Street (BHM) 🚌 12 | a | 1255 | | | 1306 | 1326 | | 1328 | | 1355 | | | 1404 | 1423 | | | | 1456 |
| University (UNI) | a | | | | | 1336 | | | | | | | | | | 1436 | | |
| Worcestershire Parkway (WOP) | a | | | | | 1358 | | | | | | | | | | 1458 | | |
| Ashchurch for Tewkesbury (ASC) | a | | | | | | | | | | | | | | | | | |
| Cheltenham Spa (CNM) | a | | | | 1350 | 1414 | | | | | | | 1450 | 1514 | | | | |
| Gloucester (GCR) 7 | a | | | | | 1426 | | | | | | | | | | 1526 | | |
| Lydney (LYD) | a | | | | | | | | | | | | | | | | | |
| Chepstow (CPW) | a | | | | | 1453 | | | | | | | | | | 1553 | | |
| Newport (South Wales) (NWP) | a | | | | | 1510 | | | | | | | | | | 1610 | | |
| Cardiff Central (CDF) 7 | a | | | | | 1525 | | | | | | | | | | 1625 | | |
| Bristol Parkway (BPW) 7 | a | | | | 1420 | | | | | | | | 1520 | | | | | |
| Bristol Temple Meads (BRI) 10 | a | | | | 1432 | | | | | | | | 1533 | | | | | |

NOTES (see introductory pages for explanation of train operator codes and standard symbols)

- a Arrival time
d Departure time
- D To London St Pancras Intl
F From London St Pancras Intl to Sheffield
J From Newcastle to Reading
K To Leicester
Q From Glasgow Central to Plymouth
R From Cleethorpes

Nottingham to Derby, Matlock, Stoke-on-Trent, Crewe, Birmingham, Cardiff and Bristol

Mondays to Fridays

| Operator Days of operation/Notes 1st Class/Reservations/Bus/Ferry Catering facilities | EM F | EM | XC N 11 ◇ | XC ◇ | EM D | EM R | XC J 11 ◇ | EM K | XC ◇ | EM F | EM | XC S 11 ◇ | XC ◇ | EM D | EM | EM K | XC ◇ | EM F |
|--|---------|------|--------------------|---------|---------|---------|--------------------|---------|---------|---------|------|--------------------|---------|---------|------|---------|---------|---------|
| Grimsby Town (GMB) | d | | | | | 1215 | | | | | | | | | | | | |
| Lincoln (LCN) | d | 1242 | | | | 1310 | | | | | 1342 | | | | 1414 | | | |
| Newark Castle (NCT) | d | 1308 | | | | 1339 | | | | | 1410 | | | | 1445 | | | |
| Nottingham (NOT) | 8 d | 1353 | | 1407 | 1412 | 1417 | | 1433 | 1441 | | 1453 | | 1507 | 1512 | 1517 | 1533 | 1541 | |
| Beeston (BEE) | d | 1359 | | 1413 | 1417a | 1424 | | 1439 | | | 1459 | | 1513 | 1517a | 1523 | 1539 | | |
| Attenborough (ATB) | d | 1403 | | | | | | 1443a | | | 1503 | | | | | 1543a | | |
| Long Eaton (LGE) | d | 1359 | 1411 | 1424 | | 1433 | | | | 1500 | 1512 | | 1524 | | 1532 | | | 1559 |
| Spondon (SPO) | d | | | | | 1440 | | | | | | | | | 1540 | | | |
| Derby (DBY) | 6 a | 1408 | 1421 | 1435 | | 1446 | | | 1504 | 1509 | 1522 | | 1535 | | 1547 | | 1601 | 1608 |
| Derby (DBY) | 6 d | 1426 | 1431 | 1439 | | 1449 | 1453 | | 1510 | | 1526 | 1531 | 1538 | | 1549 | | 1610 | |
| Duffield (DFI) | d | | | | | 1456 | | | | | | | | | 1556 | | | |
| Belper (BLP) | d | | | | | 1501 | | | | | | | | | 1601 | | | |
| Ambergate (AMB) | d | | | | | 1507 | | | | | | | | | 1607 | | | |
| Whatstandwell (WTS) | d | | | | | 1512 | | | | | | | | | 1612 | | | |
| Cromford (CMF) | d | | | | | 1517 | | | | | | | | | 1617 | | | |
| Matlock Bath (MTB) | d | | | | | 1520 | | | | | | | | | 1620 | | | |
| Matlock (MAT) | a | | | | | 1523 | | | | | | | | | 1623 | | | |
| Peartree (PEA) | d | | | | | | | | | | | | | | | | | |
| Tutbury & Hatton (TUT) | d | 1439 | | | | | | | | | 1539 | | | | | | | |
| Uttoxeter (UTT) | d | 1449 | | | | | | | | | 1549 | | | | | | | |
| Blythe Bridge (BYB) | d | 1503 | | | | | | | | | 1603 | | | | | | | |
| Longton (LGN) | d | 1509 | | | | | | | | | 1609 | | | | | | | |
| Stoke-on-Trent (SOT) | d | 1516 | | | | | | | | | 1616 | | | | | | | |
| Longport (LPT) | d | | | | | | | | | | | | | | | | | |
| Kidsgrove (KDG) | d | 1524 | | | | | | | | | 1624 | | | | | | | |
| Alsager (ASG) | d | 1529 | | | | | | | | | 1629 | | | | | | | |
| Crewe (CRE) | 10 a | 1546 | | | | | | | | | 1646 | | | | | | | |
| Willington (WIL) | d | | | | | | | 1517 | | | | | | | | | | |
| Burton-on-Trent (BUT) | d | | | 1450 | | | | 1524 | | | | 1541 | 1550 | | | | 1621 | |
| Tamworth (TAM) | d | | 1449 | 1502 | | | | 1536 | | | | | 1602 | | | | 1634 | |
| Wilnecote (WNE) | d | | | | | | | | | | | | | | | | 1638 | |
| Water Orton (WTO) | d | | | | | | | | | | | | | | | | | |
| Birmingham New Street (BHM) | 12 a | | 1506 | 1523 | | | 1528 | 1600 | | | | 1604 | 1624 | | | | 1657 | |
| University (UNI) | a | | | 1536 | | | | | | | | | 1636 | | | | | |
| Worcestershire Parkway (WOP) | a | | | 1558 | | | | | | | | | 1658 | | | | | |
| Ashchurch for Tewkesbury (ASC) | a | | | | | | | | | | | | 1708 | | | | | |
| Cheltenham Spa (CNM) | a | | 1550 | 1615 | | | | | | | | 1650 | 1718 | | | | | |
| Gloucester (GCR) | 7 a | | | 1626 | | | | | | | | | 1727 | | | | | |
| Lydney (LYD) | a | | | 1646 | | | | | | | | | 1748 | | | | | |
| Chepstow (CPW) | a | | | 1655 | | | | | | | | | | | | | | |
| Newport (South Wales) (NWP) | a | | | 1712 | | | | | | | | | 1813 | | | | | |
| Cardiff Central (CDF) | 7 a | | | 1726 | | | | | | | | | 1827 | | | | | |
| Bristol Parkway (BPW) | 7 a | | 1620 | | | | | | | | | 1720 | | | | | | |
| Bristol Temple Meads (BRI) | 10 a | | 1631 | | | | | | | | | 1731 | | | | | | |

NOTES (see introductory pages for explanation of train operator codes and standard symbols)

- a Arrival time
d Departure time
- D To London St Pancras Intl
F From London St Pancras Intl to Sheffield
J From Newcastle to Reading
K To Leicester
N From Edinburgh to Plymouth
R From Cleethorpes
S From Aberdeen to Plymouth

Nottingham to Derby, Matlock, Stoke-on-Trent, Crewe, Birmingham, Cardiff and Bristol

Mondays to Fridays

| Operator Days of operation/Notes 1st Class/Reservations/Bus/Ferry Catering facilities | EM | XC N 11 ◇ | XC ◇ | EM D | EM R | XC J 11 ◇ | EM K | XC ◇ | EM F | EM | XC N 11 ◇ | XC T 11 ◇ | XC ◇ | EM D | EM | XC U 11 ◇ | EM K | XC ◇ |
|--|------|--------------------|---------|---------|---------|--------------------|---------|---------|---------|------|--------------------|--------------------|---------|---------|------|--------------------|---------|---------|
| Grimsby Town (GMB) | d | | | | 1415 | | | | | | | | | | | | | |
| Lincoln (LCN) | d | 1442 | | | 1510 | | | | | 1540 | | | | | 1614 | | | |
| Newark Castle (NCT) | d | 1508 | | | 1539 | | | | | 1610 | | | | | 1645 | | | |
| Nottingham (NOT) | 8 d | 1553 | | 1607 | 1612 | 1617 | | 1633 | 1641 | | 1653 | | 1707 | 1712 | 1717 | | 1733 | 1741 |
| Beeston (BEE) | d | 1559 | | 1613 | 1617a | 1623 | | 1639 | | | 1659 | | 1713 | 1717a | 1724 | | 1739 | |
| Attenborough (ATB) | d | 1603 | | | | | | 1643a | | | 1703 | | | | | | 1743a | |
| Long Eaton (LGE) | d | 1611 | | 1624 | | 1632 | | | 1659 | 1711 | | | 1724 | | 1733 | | | 1753 |
| Spondon (SPO) | d | | | | | 1640 | | | | | | | | | 1740 | | | 1800 |
| Derby (DBY) | 6 a | 1621 | | 1635 | | 1646 | | | 1703 | 1709 | 1721 | | 1735 | | 1746 | | | 1806 |
| Derby (DBY) | 6 d | 1626 | 1631 | 1638 | | 1649 | 1653 | | 1709 | | 1726 | 1731 | 1738 | | 1749 | 1753 | | 1810 |
| Duffield (DFI) | d | | | | | 1656 | | | | | | | | | 1756 | | | |
| Belper (BLP) | d | | | | | 1701 | | | | | | | | | 1801 | | | |
| Ambergate (AMB) | d | | | | | 1707 | | | | | | | | | 1807 | | | |
| Whatstandwell (WTS) | d | | | | | 1712 | | | | | | | | | 1812 | | | |
| Cromford (CMF) | d | | | | | 1717 | | | | | | | | | 1817 | | | |
| Matlock Bath (MTB) | d | | | | | 1720 | | | | | | | | | 1820 | | | |
| Matlock (MAT) | a | | | | | 1723 | | | | | | | | | 1823 | | | |
| Peartree (PEA) | d | | | | | | | | | | | | | | | | | |
| Tutbury & Hatton (TUT) | d | 1639 | | | | | | | | 1739 | | | | | | | | |
| Utttoxeter (UTT) | d | 1649 | | | | | | | | 1749 | | | | | | | | |
| Blythe Bridge (BYB) | d | 1703 | | | | | | | | 1803 | | | | | | | | |
| Longton (LGN) | d | 1709 | | | | | | | | 1809 | | | | | | | | |
| Stoke-on-Trent (SOT) | d | 1716 | | | | | | | | 1816 | | | | | | | | |
| Longport (LPT) | d | | | | | | | | | | | | | | | | | |
| Kidsgrove (KDG) | d | 1724 | | | | | | | | 1824 | | | | | | | | |
| Alsager (ASG) | d | 1729 | | | | | | | | 1829 | | | | | | | | |
| Crewe (CRE) | 10 a | 1746 | | | | | | | | 1846 | | | | | | | | |
| Willington (WIL) | d | | | | | | | 1717 | | | | | | | | | | 1817 |
| Burton-on-Trent (BUT) | d | | | 1650 | | | | 1723 | | | | 1741 | 1750 | | | | | 1824 |
| Tamworth (TAM) | d | | 1649 | 1703 | | | | 1735 | | | | | 1801 | | | | | 1836 |
| Wilnecote (WNE) | d | | | | | | | 1739 | | | | | | | | | | |
| Water Orton (WTO) | d | | | | | | | | | | | | 1812 | | | | | |
| Birmingham New Street (BHM) | 12 a | | 1706 | 1724 | | 1727 | | 1756 | | | | 1807 | 1823 | | | 1826 | | 1855 |
| University (UNI) | a | | | 1736 | | | | | | | | | 1836 | | | | | |
| Worcestershire Parkway (WOP) | a | | | 1758 | | | | | | | | | 1858 | | | | | |
| Ashchurch for Tewkesbury (ASC) | a | | | 1808 | | | | | | | | | | | | | | |
| Cheltenham Spa (CNM) | a | | 1750 | 1818 | | | | | | | | 1850 | 1914 | | | | | |
| Gloucester (GCR) | 7 a | | | 1827 | | | | | | | | 1900 | 1924 | | | | | |
| Lydney (LYD) | a | | | | | | | | | | | | | | | | | |
| Chepstow (CPW) | a | | | | | | | | | | | | | | | | | |
| Newport (South Wales) (NWP) | a | | | 1912 | | | | | | | | 1952 | | | | | | |
| Cardiff Central (CDF) | 7 a | | | 1926 | | | | | | | | 2006 | | | | | | |
| Bristol Parkway (BPW) | 7 a | | 1820 | | | | | | | | 1933 | | | | | | | |
| Bristol Temple Meads (BRI) | 10 a | | 1833 | | | | | | | | 1945 | | | | | | | |

NOTES (see introductory pages for explanation of train operator codes and standard symbols)

- a Arrival time
d Departure time
- D To London St Pancras Intl
F From London St Pancras Intl to Sheffield
J From Newcastle to Reading
K To Leicester
N From Edinburgh to Plymouth
R From Cleethorpes
T From Edinburgh
U From York to Reading

Nottingham to Derby, Matlock, Stoke-on-Trent, Crewe, Birmingham, Cardiff and Bristol

Mondays to Fridays

| Operator Days of operation/Notes 1st Class/Reservations/Bus/Ferry Catering facilities | EM F | EM | XC N 11 ◇ | XC ◇ | EM D | EM R | XC V 11 ◇ | EM K | XC ◇ | EM F | EM | XC N 11 ◇ | XC FO W ◇ | XC FX W ◇ | EM D | EM | EM K | XC ◇ |
|--|---------|------|--------------------|---------|---------|---------|--------------------|---------|---------|---------|------|--------------------|--------------------|--------------------|---------|-------|---------|---------|
| Grimsby Town (GMB) | d | | | | | 1615 | | | | | | | | | | | | |
| Lincoln (LCN) | d | 1640 | | | | 1714 | | | | | 1740 | | | | | 1808 | | |
| Newark Castle (NCT) | d | 1708 | | | | 1745 | | | | | 1808 | | | | | 1839 | | |
| Nottingham (NOT) | 8 d | 1753 | | 1805 | 1810 | 1817 | | 1834 | 1845 | | 1853 | | 1908 | 1908 | 1912 | 1917 | 1930 | 1935 |
| Beeston (BEE) | d | 1759 | | 1811 | 1815a | 1823 | | 1840 | | | 1859 | | 1914 | 1914 | 1918a | 1923 | 1936 | 1941 |
| Attenborough (ATB) | d | 1803 | | | | | | 1844a | | | 1903 | | | | | 1940a | | |
| Long Eaton (LGE) | d | 1805 | 1811 | 1821 | | 1833 | | | | 1903 | 1912 | | 1928 | 1928 | | 1933 | | 1951 |
| Spondon (SPO) | d | | | | | 1840 | | | | | | | | | | 1941 | | |
| Derby (DBY) | 6 a | 1814 | 1821 | 1831 | | 1846 | | | 1909 | 1912 | 1922 | | 1938 | 1938 | | 1947 | | 2004 |
| Derby (DBY) | 6 d | 1826 | 1831 | 1838 | | 1849 | 1853 | | 1912 | | 1926 | 1931 | 1943 | 1943 | | 1949 | | 2010 |
| Duffield (DFI) | d | | | | | 1856 | | | | | | | | | | 1956 | | |
| Belper (BLP) | d | | | | | 1901 | | | | | | | | | | 2001 | | |
| Ambergate (AMB) | d | | | | | 1907 | | | | | | | | | | 2007 | | |
| Whatstandwell (WTS) | d | | | | | 1912 | | | | | | | | | | 2012 | | |
| Cromford (CMF) | d | | | | | 1917 | | | | | | | | | | 2017 | | |
| Matlock Bath (MTB) | d | | | | | 1920 | | | | | | | | | | 2020 | | |
| Matlock (MAT) | a | | | | | 1923 | | | | | | | | | | 2023 | | |
| Peartree (PEA) | d | | | | | | | | | | | | | | | | | |
| Tutbury & Hatton (TUT) | d | 1839 | | | | | | | | | 1939 | | | | | | | |
| Uttoxeter (UTT) | d | 1849 | | | | | | | | | 1949 | | | | | | | |
| Blythe Bridge (BYB) | d | 1903 | | | | | | | | | 2003 | | | | | | | |
| Longton (LGN) | d | 1909 | | | | | | | | | 2009 | | | | | | | |
| Stoke-on-Trent (SOT) | d | 1916 | | | | | | | | | 2016 | | | | | | | |
| Longport (LPT) | d | | | | | | | | | | | | | | | | | |
| Kidsgrove (KDG) | d | 1924 | | | | | | | | | 2024 | | | | | | | |
| Alsager (ASG) | d | 1929 | | | | | | | | | 2029 | | | | | | | |
| Crewe (CRE) | 10 a | 1946 | | | | | | | | | 2046 | | | | | | | |
| Willington (WIL) | d | | | | | | | | | | | | | | | | | |
| Burton-on-Trent (BUT) | d | | | 1850 | | | | | 1923 | | | 1942 | 1954 | 1954 | | | | 2021 |
| Tamworth (TAM) | d | | 1849 | 1902 | | | | | 1935 | | | | 2006 | 2006 | | | | 2033 |
| Wilnecote (WNE) | d | | | | | | | | 1939 | | | | | | | | | 2037 |
| Water Orton (WTO) | d | | | | | | | | | | | | | | | | | |
| Birmingham New Street (BHM) | 12 a | | 1907 | 1924 | | | 1931 | 1956 | | | | 2007 | 2024 | 2024 | | | | 2055 |
| University (UNI) | a | | | 1936 | | | | | | | | | 2036 | 2036 | | | | |
| Worcestershire Parkway (WOP) | a | | | 1958 | | | | | | | | | 2058 | 2058 | | | | |
| Ashchurch for Tewkesbury (ASC) | a | | | | | | | | | | | | | | | | | |
| Cheltenham Spa (CNM) | a | | 1951 | 2014 | | | | | | | | 2050 | 2114 | 2114 | | | | |
| Gloucester (GCR) | 7 a | | | 2023 | | | | | | | | | 2124 | 2124 | | | | |
| Lydney (LYD) | a | | | | | | | | | | | | 2144 | 2144 | | | | |
| Chepstow (CPW) | a | | | | | | | | | | | | 2153 | 2153 | | | | |
| Newport (South Wales) (NWP) | a | | | 2108 | | | | | | | | | 2215 | 2216 | | | | |
| Cardiff Central (CDF) | 7 a | | | 2126 | | | | | | | | | 2229 | 2235 | | | | |
| Bristol Parkway (BPW) | 7 a | | 2021 | | | | | | | | | 2121 | | | | | | |
| Bristol Temple Meads (BRI) | 10 a | | 2032 | | | | | | | | | 2136 | | | | | | |

NOTES (see introductory pages for explanation of train operator codes and standard symbols)

- a Arrival time
d Departure time
- D To London St Pancras Intl
F From London St Pancras Intl to Sheffield
K To Leicester
N From Edinburgh to Plymouth
R From Cleethorpes
V From Newcastle
W Also calls at Caldicot 2201 and Severn Tunnel Jn 2204

- FO Fridays only
FX Not Fridays

Nottingham to Derby, Matlock, Stoke-on-Trent, Crewe, Birmingham, Cardiff and Bristol

Mondays to Fridays

| Operator Days of operation/Notes 1st Class/Reservations/Bus/Ferry Catering facilities | EM F | EM | XC T 11 | EM D | EM R | XC V 11 | XC ◇ | EM F | EM D | EM | XC T 11 | EM K | EM | XC ◇ | EM F | EM D | EM K | EM |
|--|---------|------|---------------|---------|---------|---------------|---------|---------|---------|------|---------------|---------|------|---------|---------|---------|---------|------|
| Grimsby Town (GMB) | d | | | | 1815 | | | | | | | | | | | | | |
| Lincoln (LCN) | d | | | | 1914 | | | | | | | | 2014 | | | | | |
| Newark Castle (NCT) | d | | | | 1944 | | | | | | | | 2044 | | | | | |
| Nottingham (NOT) | 8 d | 1953 | | 2012 | 2017 | | 2041 | | 2048 | 2053 | | 2107 | 2118 | 2136 | | 2142 | 2146 | 2209 |
| Beeston (BEE) | d | 1959 | | 2017a | 2024 | | 2047 | | 2053a | 2059 | | 2113 | 2125 | 2142 | | 2147a | 2152 | 2215 |
| Attenborough (ATB) | d | 2003 | | | | | | | | | | 2117a | | 2145 | | | 2156a | 2219 |
| Long Eaton (LGE) | d | 2005 | 2011 | | 2033 | | 2056 | 2103 | | 2109 | | | 2134 | 2153 | 2159 | | | 2227 |
| Spondon (SPO) | d | | | | 2040 | | | | | 2116 | | | | 2200 | | | | |
| Derby (DBY) | 6 a | 2014 | 2021 | | 2046 | | 2106 | 2112 | | 2122 | | | 2144 | 2206 | 2210 | | | 2238 |
| Derby (DBY) | 6 d | | 2026 | 2031 | 2049 | 2053 | 2110 | | | 2140 | 2132 | | 2148 | 2210 | | | | 2241 |
| Duffield (DFI) | d | | | | 2056 | | | | | 2147 | | | | | | | | 2248 |
| Belper (BLP) | d | | | | 2101 | | | | | 2152 | | | | | | | | 2253 |
| Ambergate (AMB) | d | | | | 2107 | | | | | 2158 | | | | | | | | 2259 |
| Whatstandwell (WTS) | d | | | | 2112 | | | | | 2203 | | | | | | | | 2304 |
| Cromford (CMF) | d | | | | 2117 | | | | | 2208 | | | | | | | | 2309 |
| Matlock Bath (MTB) | d | | | | 2120 | | | | | 2211 | | | | | | | | 2312 |
| Matlock (MAT) | a | | | | 2123 | | | | | 2214 | | | | | | | | 2315 |
| Peartree (PEA) | d | | | | | | | | | | | | | | | | | |
| Tutbury & Hatton (TUT) | d | 2039 | | | | | | | | | | | 2200 | | | | | |
| Uttoxeter (UTT) | d | 2049 | | | | | | | | | | | 2210 | | | | | |
| Blythe Bridge (BYB) | d | 2103 | | | | | | | | | | | 2224 | | | | | |
| Longton (LGN) | d | 2109 | | | | | | | | | | | 2230 | | | | | |
| Stoke-on-Trent (SOT) | d | 2116 | | | | | | | | | | | 2237 | | | | | |
| Longport (LPT) | d | 2122 | | | | | | | | | | | | | | | | |
| Kidsgrove (KDG) | d | 2129 | | | | | | | | | | | 2245 | | | | | |
| Alsager (ASG) | d | 2134 | | | | | | | | | | | 2250 | | | | | |
| Crewe (CRE) | 10 a | 2144 | | | | | | | | | | | 2258 | | | | | |
| Willington (WIL) | d | | | | | | 2117 | | | | | | | | | | | |
| Burton-on-Trent (BUT) | d | | | | | | 2124 | | | | | | | | | | | |
| Tamworth (TAM) | d | | 2049 | | | | 2136 | | | | 2142 | | | 2221 | | | | |
| Wilnecote (WNE) | d | | | | | | 2140 | | | | 2152 | | | 2232 | | | | |
| Water Orton (WTO) | d | | | | | | | | | | | | | 2236 | | | | |
| Birmingham New Street (BHM) | 12 a | | 2107 | | | 2126 | 2158 | | | | 2209 | | | 2301 | | | | |
| University (UNI) | a | | | | | | | | | | | | | | | | | |
| Worcestershire Parkway (WOP) | a | | | | | | | | | | | | | | | | | |
| Ashchurch for Tewkesbury (ASC) | a | | | | | | | | | | | | | | | | | |
| Cheltenham Spa (CNM) | a | | 2150 | | | | | | | | 2250 | | | | | | | |
| Gloucester (GCR) | 7 a | | 2200 | | | | | | | | | | | | | | | |
| Lydney (LYD) | a | | | | | | | | | | | | | | | | | |
| Chepstow (CPW) | a | | | | | | | | | | | | | | | | | |
| Newport (South Wales) (NWP) | a | | | | | | | | | | | | | | | | | |
| Cardiff Central (CDF) | 7 a | | | | | | | | | | | | | | | | | |
| Bristol Parkway (BPW) | 7 a | | 2231 | | | | | | | | 2320 | | | | | | | |
| Bristol Temple Meads (BRI) | 10 a | | 2243 | | | | | | | | 2330 | | | | | | | |

NOTES (see introductory pages for explanation of train operator codes and standard symbols)

- a Arrival time
d Departure time
- D To London St Pancras Intl
F From London St Pancras Intl to Sheffield
K To Leicester
R From Cleethorpes
T From Edinburgh
V From Newcastle

Nottingham to Derby, Matlock, Stoke-on-Trent, Crewe, Birmingham, Cardiff and Bristol

Mondays to Fridays

| Operator Days of operation/Notes 1st Class/Reservations/Bus/Ferry Catering facilities | XC T 1◇ ⚡ | EM F ⚡ | EM X ⚡ | EM K ⚡ | EM F ⚡ | EM TSM Y ⚡ |
|--|--------------------|--------------|--------------|--------------|--------------|---------------------|
| Grimsby Town (GMB) | d | | | | | |
| Lincoln (LCN) | d | | | | | |
| Newark Castle (NCT) | d | | | | | |
| Nottingham (NOT) | 8 d | | 2304 | 2320 | 2350 | |
| Beeston (BEE) | d | | | 2326a | 2356 | |
| Attenborough (ATB) | d | | | | 2359 | |
| Long Eaton (LGE) | d | 2300 | 2316 | | 0008 | 0152 |
| Spondon (SPO) | d | | | | | |
| Derby (DBY) | 6 a | 2309 | 2326 | | 0008 | 0018 0201 |
| Derby (DBY) | 6 d | 2250 | | | | |
| Duffield (DFI) | d | | | | | |
| Belper (BLP) | d | | | | | |
| Ambergate (AMB) | d | | | | | |
| Whatstandwell (WTS) | d | | | | | |
| Cromford (CMF) | d | | | | | |
| Matlock Bath (MTB) | d | | | | | |
| Matlock (MAT) | a | | | | | |
| Peartree (PEA) | d | | | | | |
| Tutbury & Hatton (TUT) | d | | | | | |
| Uttoxeter (UTT) | d | | | | | |
| Blythe Bridge (BYB) | d | | | | | |
| Longton (LGN) | d | | | | | |
| Stoke-on-Trent (SOT) | d | | | | | |
| Longport (LPT) | d | | | | | |
| Kidsgrove (KDG) | d | | | | | |
| Alsager (ASG) | d | | | | | |
| Crewe (CRE) | 10 a | | | | | |
| Willington (WIL) | d | | | | | |
| Burton-on-Trent (BUT) | d | 2300 | | | | |
| Tamworth (TAM) | d | 2310 | | | | |
| Wilnecote (WNE) | d | | | | | |
| Water Orton (WTO) | d | | | | | |
| Birmingham New Street (BHM) | 12 a | 2328 | | | | |
| University (UNI) | a | | | | | |
| Worcestershire Parkway (WOP) | a | | | | | |
| Ashchurch for Tewkesbury (ASC) | a | | | | | |
| Cheltenham Spa (CNM) | a | | | | | |
| Gloucester (GCR) | 7 a | | | | | |
| Lydney (LYD) | a | | | | | |
| Chepstow (CPW) | a | | | | | |
| Newport (South Wales) (NWP) | a | | | | | |
| Cardiff Central (CDF) | 7 a | | | | | |
| Bristol Parkway (BPW) | 7 a | | | | | |
| Bristol Temple Meads (BRI) | 10 a | | | | | |

NOTES (see introductory pages for explanation of train operator codes and standard symbols)

- a Arrival time
d Departure time
- F From London St Pancras Intl to Sheffield
K To Leicester
T From Edinburgh
X From Norwich
Y From London St Pancras Intl

TSM Tuesday to Saturday mornings

Nottingham to Derby, Matlock, Stoke-on-Trent, Crewe, Birmingham, Cardiff and Bristol

Saturdays

| Operator Days of operation/Notes 1st Class/Reservations/Bus/Ferry Catering facilities | EM | XC A 11◇ ⚡ | EM | EM B ⚡ | XC ◇ | EM C ⚡ | EM D ⚡ | EM | XC E 11◇ ⚡ | EM F ⚡ | EM G | XC H 11◇ ⚡ | XC ◇ | EM C ⚡ | EM | XC J 11◇ ⚡ | EM K |
|--|------|---------------------|------|--------------|---------|--------------|--------------|------|---------------------|--------------|---------|---------------------|---------|--------------|------|---------------------|---------|
| Grimsby Town (GMB) | d | | | | | | | | | | | | | | | | |
| Lincoln (LCN) | d | | | | | | | | | | | | | | 0616 | | |
| Newark Castle (NCT) | d | | | | | | | | | | | | | | 0648 | | |
| Nottingham (NOT) | 8 d | | 0550 | | 0600 | 0612 | | 0617 | 0641 | | 0649 | | 0706 | 0712 | 0717 | | 0730 |
| Beeston (BEE) | d | | 0556 | | 0606 | 0617a | | 0623 | 0647 | | 0655 | | 0712 | 0717a | 0723 | | 0736 |
| Attenborough (ATB) | d | | | | 0609 | | | 0627 | | | 0659 | | | | | | 0740a |
| Long Eaton (LGE) | d | | 0605 | 0613 | 0617 | | | 0636 | | 0700 | 0707 | | 0721 | | 0732 | | |
| Spondon (SPO) | d | | | | 0624 | | | 0644 | | | | | | | 0740 | | |
| Derby (DBY) | 6 a | | 0617 | 0623 | 0631 | | | 0650 | 0703 | 0709 | 0718 | | 0731 | | 0747 | | |
| Derby (DBY) | 6 d | 0540 | 0610 | 0624 | 0637 | | 0653 | 0657 | 0713 | | 0721 | 0728 | 0736 | | 0749 | 0751 | |
| Duffield (DFI) | d | 0547 | | | | | | 0704 | | | | | | | 0756 | | |
| Belper (BLP) | d | 0552 | | | | | 0700a | 0709 | | | | | | | 0801 | | |
| Ambergate (AMB) | d | 0557 | | | | | | 0715 | | | | | | | 0807 | | |
| Whatstandwell (WTS) | d | 0602 | | | | | | 0720 | | | | | | | 0812 | | |
| Cromford (CMF) | d | 0607 | | | | | | 0725 | | | | | | | 0817 | | |
| Matlock Bath (MTB) | d | 0610 | | | | | | 0728 | | | | | | | 0820 | | |
| Matlock (MAT) | a | 0613 | | | | | | 0731 | | | | | | | 0823 | | |
| Peartree (PEA) | d | | 0627 | | | | | | | | 0724 | | | | | | |
| Tutbury & Hatton (TUT) | d | | 0639 | | | | | | | | 0739c | | | | | | |
| Utttoxeter (UTT) | d | | 0649 | | | | | | | | 0749 | | | | | | |
| Blythe Bridge (BYB) | d | | 0703 | | | | | | | | 0803 | | | | | | |
| Longton (LGN) | d | | 0709 | | | | | | | | 0809 | | | | | | |
| Stoke-on-Trent (SOT) | d | | 0716 | | | | | | | | 0817 | | | | | | |
| Longport (LPT) | d | | | | | | | | | | 0823 | | | | | | |
| Kidsgrove (KDG) | d | | 0724 | | | | | | | | 0829 | | | | | | |
| Alsager (ASG) | d | | 0729 | | | | | | | | 0834 | | | | | | |
| Crewe (CRE) | 10 a | | 0746 | | | | | | | | 0846 | | | | | | |
| Willington (WIL) | d | | | | | | | | | | | | 0743 | | | | |
| Burton-on-Trent (BUT) | d | 0620 | | | 0649 | | | | 0723 | | | 0738 | 0750 | | | 0801 | |
| Tamworth (TAM) | d | 0630 | | | 0702 | | | | 0734 | | | 0749 | 0803 | | | 0812 | |
| Wilnecote (WNE) | d | | | | 0706 | | | | | | | | 0807 | | | | |
| Water Orton (WTO) | d | | | | | | | | | | | | | | | | |
| Birmingham New Street (BHM) | 12 a | | 0648 | | 0725 | | | 0756 | | | 0806 | 0824 | | | 0828 | | |
| University (UNI) | a | | | | 0736 | | | | | | | | 0836 | | | | |
| Worcestershire Parkway (WOP) | a | | | | 0758 | | | | | | | | 0858 | | | | |
| Ashchurch for Tewkesbury (ASC) | a | | | | | | | | | | | | | | | | |
| Cheltenham Spa (CNM) | a | 0750 | | | 0814 | | | | | | 0850 | 0914 | | | | | |
| Gloucester (GCR) | 7 a | | | | 0824 | | | | | | | 0926 | | | | | |
| Lydney (LYD) | a | | | | | | | | | | | | | | | | |
| Chepstow (CPW) | a | | | | 0853 | | | | | | | 0953 | | | | | |
| Newport (South Wales) (NWP) | a | | | | 0910 | | | | | | | 1011 | | | | | |
| Cardiff Central (CDF) | 7 a | | | | 0926 | | | | | | | 1025 | | | | | |
| Bristol Parkway (BPW) | 7 a | | 0820 | | | | | | | | | 0920 | | | | | |
| Bristol Temple Meads (BRI) | 10 a | | 0832 | | | | | | | | | 0931 | | | | | |

NOTES (see introductory pages for explanation of train operator codes and standard symbols)

- a Arrival time
d Departure time
c Arrives 3 minutes earlier

- A To Plymouth
B From Leicester to Sheffield
C To London St Pancras Intl
D To Sheffield
E To Bournemouth
F From London St Pancras Intl to Sheffield
G From Derby
H From Leeds to Plymouth
J From York to Reading
K To Leicester

Nottingham to Derby, Matlock, Stoke-on-Trent, Crewe, Birmingham, Cardiff and Bristol

Saturdays

| Operator Days of operation/Notes 1st Class/Reservations/Bus/Ferry Catering facilities | XC ◇ | EM F ⚡ | EM | XC L 1◇ ⚡ | XC ◇ | EM C ⚡ | EM | XC M 1◇ ⚡ | EM K | XC ◇ | EM F ⚡ | EM | XC N 1◇ ⚡ | XC ◇ | EM C ⚡ | EM | EM K |
|--|---------|--------------|------|--------------------|---------|--------------|------|--------------------|---------|---------|--------------|------|--------------------|---------|--------------|------|---------|
| Grimsby Town (GMB) | d | | | | | | | | | | | | | | | 0720 | |
| Lincoln (LCN) | d | | | | | | 0716 | | | | | 0750 | | | | 0817 | |
| Newark Castle (NCT) | d | | 0701 | | | | 0747 | | | | | 0819 | | | | 0846 | |
| Nottingham (NOT) | 8 d | 0737 | | 0751 | 0807 | 0812 | 0816 | | 0833 | 0841 | | 0853 | | 0907 | 0912 | 0917 | 0933 |
| Beeston (BEE) | d | 0743 | | 0757 | 0813 | 0817a | 0822 | | 0839 | | | 0859 | | 0913 | 0917a | 0924 | 0939 |
| Attenborough (ATB) | d | | | 0801 | | | | | 0843a | | | 0903 | | | | | 0943a |
| Long Eaton (LGE) | d | 0752 | 0757 | 0809 | 0826 | | 0831 | | | | 0859 | 0911 | | 0924 | | 0933 | |
| Spondon (SPO) | d | | | | | | 0839 | | | 0858 | | | | | | 0940 | |
| Derby (DBY) | 6 a | 0802 | 0806 | 0819 | 0837 | | 0846 | | | 0904 | 0908 | 0921 | | 0935 | | 0946 | |
| Derby (DBY) | 6 d | 0806 | | 0823 | 0828 | 0842 | 0849 | 0853 | | 0910 | | 0926 | 0932 | 0938 | | 0949 | |
| Duffield (DFI) | d | | | | | | 0856 | | | | | | | | | 0956 | |
| Belper (BLP) | d | | | | | | 0901 | | | | | | | | | 1001 | |
| Ambergate (AMB) | d | | | | | | 0907 | | | | | | | | | 1007 | |
| Whatstandwell (WTS) | d | | | | | | 0912 | | | | | | | | | 1012 | |
| Cromford (CMF) | d | | | | | | 0917 | | | | | | | | | 1017 | |
| Matlock Bath (MTB) | d | | | | | | 0920 | | | | | | | | | 1020 | |
| Matlock (MAT) | a | | | | | | 0923 | | | | | | | | | 1023 | |
| Pearlree (PEA) | d | | | | | | | | | | | | | | | | |
| Tutbury & Hatton (TUT) | d | | | 0839c | | | | | | | | 0939 | | | | | |
| Utttoxeter (UTT) | d | | | 0849 | | | | | | | | 0949 | | | | | |
| Blythe Bridge (BYB) | d | | | 0903 | | | | | | | | 1003 | | | | | |
| Longton (LGN) | d | | | 0909 | | | | | | | | 1009 | | | | | |
| Stoke-on-Trent (SOT) | d | | | 0916 | | | | | | | | 1016 | | | | | |
| Longport (LPT) | d | | | | | | | | | | | | | | | | |
| Kidsgrove (KDG) | d | | | 0924 | | | | | | | | 1024 | | | | | |
| Alsager (ASG) | d | | | 0929 | | | | | | | | 1029 | | | | | |
| Crewe (CRE) | 10 a | | | 0946 | | | | | | | | 1046 | | | | | |
| Willington (WIL) | d | | | | | | | | | | | | | | | | |
| Burton-on-Trent (BUT) | d | 0818 | | 0838 | 0853 | | | | | 0921 | | | 0942 | 0950 | | | |
| Tamworth (TAM) | d | 0829 | | 0848 | 0904 | | | | | 0933 | | | | 1003 | | | |
| Wilnecote (WNE) | d | 0833 | | | | | | | | 0937 | | | | | | | |
| Water Orton (WTO) | d | 0844 | | | | | | | | | | | | | | | |
| Birmingham New Street (BHM) | 12 a | 0855 | | 0905 | 0924 | | | 0927 | | 0955 | | | 1006 | 1024 | | | |
| University (UNI) | a | | | | 0936 | | | | | | | | | | | 1036 | |
| Worcestershire Parkway (WOP) | a | | | | 0958 | | | | | | | | | | | 1058 | |
| Ashchurch for Tewkesbury (ASC) | a | | | | | | | | | | | | | | | | |
| Cheltenham Spa (CNM) | a | | | 0950 | 1014 | | | | | | | | 1050 | 1114 | | | |
| Gloucester (GCR) | 7 a | | | | 1026 | | | | | | | | | | | 1126 | |
| Lydney (LYD) | a | | | | 1046 | | | | | | | | | | | | |
| Chepstow (CPW) | a | | | | | | | | | | | | | | | 1153 | |
| Newport (South Wales) (NWP) | a | | | | 1111 | | | | | | | | | | | 1211 | |
| Cardiff Central (CDF) | 7 a | | | | 1125 | | | | | | | | | | | 1225 | |
| Bristol Parkway (BPW) | 7 a | | | 1020 | | | | | | | | | 1121 | | | | |
| Bristol Temple Meads (BRI) | 10 a | | | 1036 | | | | | | | | | 1134 | | | | |

NOTES (see introductory pages for explanation of train operator codes and standard symbols)

- a** Arrival time
d Departure time
c Arrives 3 minutes earlier

C To London St Pancras Intl
F From London St Pancras Intl to Sheffield
K To Leicester
L From York to Plymouth
M From Newcastle to Reading
N From Newcastle to Plymouth

Nottingham to Derby, Matlock, Stoke-on-Trent, Crewe, Birmingham, Cardiff and Bristol

Saturdays

| Operator Days of operation/Notes 1st Class/Reservations/Bus/Ferry Catering facilities | XC ◇ | EM F ⚡ | EM | XC P 1◇ ⚡ | XC ◇ | EM C ⚡ | EM Q | XC M 1◇ ⚡ | EM K | XC ◇ | EM F ⚡ | EM | XC R 1◇ ⚡ | XC ◇ | EM C ⚡ | EM | EM K | |
|--|---------|--------------|------|--------------------|---------|--------------|---------|--------------------|---------|---------|--------------|------|--------------------|---------|--------------|-------|---------|-------|
| Grimsby Town (GMB) | d | | | | | | 0815 | | | | | | | | | | | |
| Lincoln (LCN) | d | | | 0837 | | | 0910 | | | | | 0942 | | | | 1014 | | |
| Newark Castle (NCT) | d | | | 0908 | | | 0939 | | | | | 1010 | | | | 1045 | | |
| Nottingham (NOT) | 8 d | 0941 | | 0953 | | 1007 | 1012 | 1017 | | 1033 | 1041 | | 1053 | | 1107 | 1112 | 1117 | 1133 |
| Beeston (BEE) | d | | | 0959 | | 1013 | 1017a | 1024 | | 1039 | | | 1059 | | 1113 | 1117a | 1123 | 1139 |
| Attenborough (ATB) | d | | | 1003 | | | | | | 1043a | | | 1103 | | | | | 1143a |
| Long Eaton (LGE) | d | | 0959 | 1011 | | 1024 | | 1033 | | | 1059 | 1111 | | 1124 | | | 1132 | |
| Spondon (SPO) | d | | | | | | | 1040 | | | | | | | | | 1140 | |
| Derby (DBY) | 6 a | 1002 | 1008 | 1021 | | 1034 | | 1046 | | | 1102 | 1108 | 1121 | | 1135 | | 1146 | |
| Derby (DBY) | 6 d | 1007 | | 1026 | 1031 | 1038 | | 1049 | 1053 | | 1110 | | 1126 | 1131 | 1138 | | 1149 | |
| Duffield (DFI) | d | | | | | | | 1056 | | | | | | | | | 1156 | |
| Belper (BLP) | d | | | | | | | 1101 | | | | | | | | | 1201 | |
| Ambergate (AMB) | d | | | | | | | 1107 | | | | | | | | | 1207 | |
| Whatstandwell (WTS) | d | | | | | | | 1112 | | | | | | | | | 1212 | |
| Cromford (CMF) | d | | | | | | | 1117 | | | | | | | | | 1217 | |
| Matlock Bath (MTB) | d | | | | | | | 1120 | | | | | | | | | 1220 | |
| Matlock (MAT) | a | | | | | | | 1123 | | | | | | | | | 1223 | |
| Peartree (PEA) | d | | | | | | | | | | | | | | | | | |
| Tutbury & Hatton (TUT) | d | | | 1039 | | | | | | | | 1139 | | | | | | |
| Uttoxeter (UTT) | d | | | 1049 | | | | | | | | 1149 | | | | | | |
| Blythe Bridge (BYB) | d | | | 1103 | | | | | | | | 1203 | | | | | | |
| Longton (LGN) | d | | | 1109 | | | | | | | | 1209 | | | | | | |
| Stoke-on-Trent (SOT) | d | | | 1116 | | | | | | | | 1216 | | | | | | |
| Longport (LPT) | d | | | | | | | | | | | | | | | | | |
| Kidsgrove (KDG) | d | | | 1124 | | | | | | | | 1224 | | | | | | |
| Alsager (ASG) | d | | | 1129 | | | | | | | | 1229 | | | | | | |
| Crewe (CRE) | 10 a | | | 1146 | | | | | | | | 1246 | | | | | | |
| Willington (WIL) | d | 1014 | | | | | | | | | | | | | | | | |
| Burton-on-Trent (BUT) | d | 1021 | | | 1050 | | | | | 1121 | | | 1141 | 1150 | | | | |
| Tamworth (TAM) | d | 1033 | | 1049 | 1103 | | | | | 1133 | | | | 1202 | | | | |
| Wilnecote (WNE) | d | 1037 | | | | | | | | 1137 | | | | | | | | |
| Water Orton (WTO) | d | | | | | | | | | | | | | | | | | |
| Birmingham New Street (BHM) | 12 a | 1055 | | 1106 | 1124 | | | 1127 | | 1155 | | | 1207 | 1223 | | | | |
| University (UNI) | a | | | | 1136 | | | | | | | | | 1236 | | | | |
| Worcestershire Parkway (WOP) | a | | | | 1158 | | | | | | | | | 1258 | | | | |
| Ashchurch for Tewkesbury (ASC) | a | | | | | | | | | | | | | | | | | |
| Cheltenham Spa (CNM) | a | | | 1150 | 1214 | | | | | | | | 1250 | 1314 | | | | |
| Gloucester (GCR) | 7 a | | | | 1226 | | | | | | | | | 1326 | | | | |
| Lydney (LYD) | a | | | | | | | | | | | | | 1346 | | | | |
| Chepstow (CPW) | a | | | | 1253 | | | | | | | | | | | | | |
| Newport (South Wales) (NWP) | a | | | | 1310 | | | | | | | | | 1411 | | | | |
| Cardiff Central (CDF) | 7 a | | | | 1325 | | | | | | | | | 1425 | | | | |
| Bristol Parkway (BPW) | 7 a | | | 1220 | | | | | | | | | 1320 | | | | | |
| Bristol Temple Meads (BRI) | 10 a | | | 1235 | | | | | | | | | 1332 | | | | | |

NOTES (see introductory pages for explanation of train operator codes and standard symbols)

- a Arrival time
d Departure time
- C To London St Pancras Intl
F From London St Pancras Intl to Sheffield
K To Leicester
M From Newcastle to Reading
P From Edinburgh to Plymouth
Q From Cleethorpes
R From Edinburgh to Penzance

Nottingham to Derby, Matlock, Stoke-on-Trent, Crewe, Birmingham, Cardiff and Bristol

Saturdays










| Operator Days of operation/Notes 1st Class/Reservations/Bus/Ferry Catering facilities | XC ◇ | EM F ⚡ | EM | XC S 1◇ ⚡ | XC ◇ | EM C ⚡ | EM Q | XC M 1◇ ⚡ | EM K | XC ◇ | EM F ⚡ | EM | XC S 1◇ ⚡ | XC ◇ | EM C ⚡ | EM | EM K | |
|--|---------|--------------|------|--------------------|---------|--------------|---------|--------------------|---------|---------|--------------|------|--------------------|---------|--------------|-------|---------|-------|
| Grimsby Town (GMB) | d | | | | | | 1015 | | | | | | | | | | | |
| Lincoln (LCN) | d | | | 1042 | | | 1110 | | | | | 1142 | | | | 1214 | | |
| Newark Castle (NCT) | d | | | 1108 | | | 1139 | | | | | 1210 | | | | 1245 | | |
| Nottingham (NOT) | 8 d | 1141 | | 1153 | | 1207 | 1212 | 1217 | | 1233 | 1241 | | 1253 | | 1307 | 1312 | 1317 | 1333 |
| Beeston (BEE) | d | | | 1159 | | 1213 | 1217a | 1224 | | 1239 | | | 1259 | | 1313 | 1317a | 1324 | 1339 |
| Attenborough (ATB) | d | | | 1203 | | | | | | 1243a | | | 1303 | | | | | 1343a |
| Long Eaton (LGE) | d | | 1159 | 1211 | | 1224 | | 1233 | | | | 1259 | 1311 | | 1324 | | 1333 | |
| Spondon (SPO) | d | | | | | | 1240 | | | | | | | | | | 1340 | |
| Derby (DBY) | 6 a | 1201 | 1208 | 1221 | | 1235 | | 1246 | | | 1301 | 1308 | 1321 | | 1335 | | 1346 | |
| Derby (DBY) | 6 d | 1210 | | 1226 | 1231 | 1238 | | 1249 | 1253 | | 1310 | | 1326 | 1331 | 1338 | | 1349 | |
| Duffield (DFI) | d | | | | | | 1256 | | | | | | | | | | 1356 | |
| Belper (BLP) | d | | | | | | 1301 | | | | | | | | | | 1401 | |
| Ambergate (AMB) | d | | | | | | 1307 | | | | | | | | | | 1407 | |
| Whatstandwell (WTS) | d | | | | | | 1312 | | | | | | | | | | 1412 | |
| Cromford (CMF) | d | | | | | | 1317 | | | | | | | | | | 1417 | |
| Matlock Bath (MTB) | d | | | | | | 1320 | | | | | | | | | | 1420 | |
| Matlock (MAT) | a | | | | | | 1323 | | | | | | | | | | 1423 | |
| Peartree (PEA) | d | | | | | | | | | | | | | | | | | |
| Tutbury & Hatton (TUT) | d | | | 1239 | | | | | | | | | 1339 | | | | | |
| Uttoxeter (UTT) | d | | | 1249 | | | | | | | | | 1349 | | | | | |
| Blythe Bridge (BYB) | d | | | 1303 | | | | | | | | | 1403 | | | | | |
| Longton (LGN) | d | | | 1309 | | | | | | | | | 1409 | | | | | |
| Stoke-on-Trent (SOT) | d | | | 1316 | | | | | | | | | 1416 | | | | | |
| Longport (LPT) | d | | | | | | | | | | | | | | | | | |
| Kidsgrove (KDG) | d | | | 1324 | | | | | | | | | 1424 | | | | | |
| Alsager (ASG) | d | | | 1329 | | | | | | | | | 1429 | | | | | |
| Crewe (CRE) | 10 a | | | 1346 | | | | | | | | | 1446 | | | | | |
| Willington (WIL) | d | | | | | | | | | 1317 | | | | | | | | |
| Burton-on-Trent (BUT) | d | 1221 | | | | 1250 | | | | 1324 | | | 1341 | 1350 | | | | |
| Tamworth (TAM) | d | 1233 | | | 1250 | 1303 | | | | 1336 | | | | 1403 | | | | |
| Wilnecote (WNE) | d | 1237 | | | | | | | | | | | | | | | | |
| Water Orton (WTO) | d | | | | | | | | | | | | | | | | | |
| Birmingham New Street (BHM) | 12 a | 1256 | | | 1306 | 1324 | | 1328 | | 1356 | | | 1404 | 1425 | | | | |
| University (UNI) | a | | | | | 1336 | | | | | | | | | | 1436 | | |
| Worcestershire Parkway (WOP) | a | | | | | 1358 | | | | | | | | | | 1458 | | |
| Ashchurch for Tewkesbury (ASC) | a | | | | | | | | | | | | | | | | | |
| Cheltenham Spa (CNM) | a | | | | 1350 | 1414 | | | | | | | 1450 | 1514 | | | | |
| Gloucester (GCR) | 7 a | | | | | 1426 | | | | | | | | | | 1526 | | |
| Lydney (LYD) | a | | | | | | | | | | | | | | | | | |
| Chepstow (CPW) | a | | | | | 1453 | | | | | | | | | | 1553 | | |
| Newport (South Wales) (NWP) | a | | | | | 1510 | | | | | | | | | | 1611 | | |
| Cardiff Central (CDF) | 7 a | | | | | 1525 | | | | | | | | | | 1625 | | |
| Bristol Parkway (BPW) | 7 a | | | | 1420 | | | | | | | | 1520 | | | | | |
| Bristol Temple Meads (BRI) | 10 a | | | | 1435 | | | | | | | | 1536 | | | | | |

NOTES (see introductory pages for explanation of train operator codes and standard symbols)

- a Arrival time
d Departure time
- C To London St Pancras Intl
F From London St Pancras Intl to Sheffield
K To Leicester
M From Newcastle to Reading
Q From Cleethorpes
S From Glasgow Central to Plymouth

Nottingham to Derby, Matlock, Stoke-on-Trent, Crewe, Birmingham, Cardiff and Bristol

Saturdays

| Operator Days of operation/Notes 1st Class/Reservations/Bus/Ferry Catering facilities | XC ◇ | EM F ⚡ | EM | XC P 1◇ ⚡ | XC ◇ | EM C ⚡ | EM Q | XC M 1◇ ⚡ | EM K | XC ◇ | EM F ⚡ | EM | XC T 1◇ ⚡ | XC ◇ | EM C ⚡ | EM | EM K | |
|--|---------|--------------|------|--------------------|---------|--------------|---------|--------------------|---------|---------|--------------|------|--------------------|---------|--------------|-------|---------|-------|
| Grimsby Town (GMB) | d | | | | | | 1215 | | | | | | | | | | | |
| Lincoln (LCN) | d | | 1242 | | | | 1310 | | | | | 1342 | | | | 1414 | | |
| Newark Castle (NCT) | d | | 1308 | | | | 1339 | | | | | 1410 | | | | 1445 | | |
| Nottingham (NOT)  8 | d | 1341 | | 1353 | | 1407 | 1412 | 1417 | | 1433 | 1441 | | 1453 | | 1507 | 1512 | 1517 | 1533 |
| Beeston (BEE) | d | | | 1359 | | 1413 | 1417a | 1424 | | 1439 | | | 1459 | | 1513 | 1517a | 1524 | 1539 |
| Attenborough (ATB) | d | | | 1403 | | | | | | 1443a | | | 1503 | | | | | 1543a |
| Long Eaton (LGE) | d | | 1359 | 1411 | | 1424 | | 1433 | | | 1459 | 1511 | | 1524 | | 1533 | | |
| Spondon (SPO) | d | | | | | | | 1440 | | | | | | | | 1540 | | |
| Derby (DBY)  6 | a | 1401 | 1408 | 1421 | | 1435 | | 1446 | | | 1501 | 1508 | 1521 | | 1534 | | 1546 | |
| Derby (DBY)  6 | d | 1410 | | 1426 | 1431 | 1438 | | 1449 | 1453 | | 1510 | | 1526 | 1531 | 1540 | | 1549 | |
| Duffield (DFI) | d | | | | | | | 1456 | | | | | | | | | 1556 | |
| Belper (BLP) | d | | | | | | | 1501 | | | | | | | | | 1601 | |
| Ambergate (AMB) | d | | | | | | | 1507 | | | | | | | | | 1607 | |
| Whatstandwell (WTS) | d | | | | | | | 1512 | | | | | | | | | 1612 | |
| Cromford (CMF) | d | | | | | | | 1517 | | | | | | | | | 1617 | |
| Matlock Bath (MTB) | d | | | | | | | 1520 | | | | | | | | | 1620 | |
| Matlock (MAT) | a | | | | | | | 1523 | | | | | | | | | 1623 | |
| Peartree (PEA) | d | | | | | | | | | | | | | | | | | |
| Tutbury & Hatton (TUT) | d | | | 1439 | | | | | | | | 1539 | | | | | | |
| Uttoxeter (UTT) | d | | | 1449 | | | | | | | | 1549 | | | | | | |
| Blythe Bridge (BYB) | d | | | 1503 | | | | | | | | 1603 | | | | | | |
| Longton (LGN) | d | | | 1509 | | | | | | | | 1609 | | | | | | |
| Stoke-on-Trent (SOT) | d | | | 1516 | | | | | | | | 1616 | | | | | | |
| Longport (LPT) | d | | | | | | | | | | | | | | | | | |
| Kidsgrove (KDG) | d | | | 1524 | | | | | | | | 1624 | | | | | | |
| Alsager (ASG) | d | | | 1529 | | | | | | | | 1629 | | | | | | |
| Crewe (CRE)  10 | a | | | 1546 | | | | | | | | 1646 | | | | | | |
| Willington (WIL) | d | | | | | | | | | 1517 | | | | | | | | |
| Burton-on-Trent (BUT) | d | 1421 | | | 1450 | | | | | 1524 | | | 1541 | 1551 | | | | |
| Tamworth (TAM) | d | 1433 | | 1449 | 1503 | | | | | 1536 | | | | 1603 | | | | |
| Wilnecote (WNE) | d | 1437 | | | | | | | | | | | | | | | | |
| Water Orton (WTO) | d | | | | | | | | | | | | | | | | | |
| Birmingham New Street (BHM)  12 | a | 1456 | | 1505 | 1524 | | | 1527 | | 1555 | | | 1604 | 1624 | | | | |
| University (UNI) | a | | | | 1536 | | | | | | | | | | | 1636 | | |
| Worcestershire Parkway (WOP) | a | | | | 1558 | | | | | | | | | | | 1658 | | |
| Ashchurch for Tewkesbury (ASC) | a | | | | | | | | | | | | | | | | | |
| Cheltenham Spa (CNM) | a | | | 1550 | 1614 | | | | | | | | 1650 | 1714 | | | | |
| Gloucester (GCR)  7 | a | | | | 1626 | | | | | | | | | | | 1726 | | |
| Lydney (LYD) | a | | | | 1646 | | | | | | | | | | | 1746 | | |
| Chepstow (CPW) | a | | | | 1655 | | | | | | | | | | | | | |
| Newport (South Wales) (NWP) | a | | | | 1712 | | | | | | | | | | | 1811 | | |
| Cardiff Central (CDF)  7 | a | | | | 1726 | | | | | | | | | | | 1826 | | |
| Bristol Parkway (BPW)  7 | a | | | 1620 | | | | | | | | | 1720 | | | | | |
| Bristol Temple Meads (BRI)  10 | a | | | 1632 | | | | | | | | | 1735 | | | | | |

NOTES (see introductory pages for explanation of train operator codes and standard symbols)

- a Arrival time
d Departure time
- C To London St Pancras Intl
F From London St Pancras Intl to Sheffield
K To Leicester
M From Newcastle to Reading
P From Edinburgh to Plymouth
Q From Cleethorpes
T From Dundee to Plymouth

Nottingham to Derby, Matlock, Stoke-on-Trent, Crewe, Birmingham, Cardiff and Bristol

Saturdays

| Operator Days of operation/Notes 1st Class/Reservations/Bus/Ferry Catering facilities | XC ◇ | EM F ⚡ | EM | XC P 1◇ ⚡ | XC ◇ | EM C ⚡ | EM Q | XC M 1◇ ⚡ | EM K | XC ◇ | EM F ⚡ | EM | XC P 1◇ ⚡ | XC ◇ | EM C ⚡ | EM | XC J 1◇ ⚡ |
|--|---------|--------------|------|--------------------|---------|--------------|---------|--------------------|---------|---------|--------------|------|--------------------|---------|--------------|-------|--------------------|
| Grimsby Town (GMB) | d | | | | | | 1415 | | | | | | | | | | |
| Lincoln (LCN) | d | | 1442 | | | | 1510 | | | | | 1540 | | | | 1614 | |
| Newark Castle (NCT) | d | | 1508 | | | | 1539 | | | | | 1610 | | | | 1645 | |
| Nottingham (NOT) | 8 d | 1541 | | 1553 | | 1607 | 1612 | 1617 | | 1633 | 1641 | | 1653 | | 1707 | 1712 | 1717 |
| Beeston (BEE) | d | | 1559 | | 1613 | 1617a | 1624 | | | 1639 | | | 1659 | | 1713 | 1717a | 1724 |
| Attenborough (ATB) | d | | 1603 | | | | | | | 1643a | | | 1703 | | | | |
| Long Eaton (LGE) | d | | 1559 | 1611 | | 1624 | | 1633 | | | | 1659 | 1711 | | 1724 | | 1733 |
| Spondon (SPO) | d | | | | | | 1640 | | | | | | | | | | 1740 |
| Derby (DBY) | 6 a | 1601 | 1608 | 1621 | | 1635 | | 1646 | | | 1702 | 1708 | 1721 | | 1734 | | 1746 |
| Derby (DBY) | 6 d | 1610 | | 1626 | 1631 | 1638 | | 1649 | 1653 | | 1709 | | 1726 | 1731 | 1738 | | 1749 |
| Duffield (DFI) | d | | | | | | 1656 | | | | | | | | | | 1756 |
| Belper (BLP) | d | | | | | | 1701 | | | | | | | | | | 1801 |
| Ambergate (AMB) | d | | | | | | 1707 | | | | | | | | | | 1807 |
| Whatstandwell (WTS) | d | | | | | | 1712 | | | | | | | | | | 1812 |
| Cromford (CMF) | d | | | | | | 1717 | | | | | | | | | | 1817 |
| Matlock Bath (MTB) | d | | | | | | 1720 | | | | | | | | | | 1820 |
| Matlock (MAT) | a | | | | | | 1723 | | | | | | | | | | 1823 |
| Peartree (PEA) | d | | | | | | | | | | | | | | | | |
| Tutbury & Hatton (TUT) | d | | | 1639 | | | | | | | | | 1739 | | | | |
| Utttoxeter (UTT) | d | | | 1649 | | | | | | | | | 1749 | | | | |
| Blythe Bridge (BYB) | d | | | 1703 | | | | | | | | | 1803 | | | | |
| Longton (LGN) | d | | | 1709 | | | | | | | | | 1809 | | | | |
| Stoke-on-Trent (SOT) | d | | | 1716 | | | | | | | | | 1816 | | | | |
| Longport (LPT) | d | | | | | | | | | | | | | | | | |
| Kidsgrove (KDG) | d | | | 1724 | | | | | | | | | 1824 | | | | |
| Alsager (ASG) | d | | | 1729 | | | | | | | | | 1829 | | | | |
| Crewe (CRE) | 10 a | | | 1746 | | | | | | | | | 1846 | | | | |
| Willington (WIL) | d | | | | | | | | | 1717 | | | | | | | |
| Burton-on-Trent (BUT) | d | 1621 | | | 1650 | | | | | 1723 | | | | 1741 | 1750 | | |
| Tamworth (TAM) | d | 1632 | | 1649 | 1703 | | | | | 1735 | | | | | 1802 | | |
| Wilnecote (WNE) | d | 1636 | | | | | | | | 1739 | | | | | | | |
| Water Orton (WTO) | d | | | | | | | | | | | | | | | | |
| Birmingham New Street (BHM) | 12 a | 1655 | | 1706 | 1723 | | | 1727 | | 1756 | | | 1804 | 1823 | | | 1828 |
| University (UNI) | a | | | | 1736 | | | | | | | | | | 1836 | | |
| Worcestershire Parkway (WOP) | a | | | | 1758 | | | | | | | | | | 1858 | | |
| Ashchurch for Tewkesbury (ASC) | a | | | | 1808 | | | | | | | | | | | | |
| Cheltenham Spa (CNM) | a | | | 1750 | 1818 | | | | | | | | 1850 | 1914 | | | |
| Gloucester (GCR) | 7 a | | | | 1827 | | | | | | | | | | 1926 | | |
| Lydney (LYD) | a | | | | | | | | | | | | | | | | |
| Chepstow (CPW) | a | | | | | | | | | | | | | | | | |
| Newport (South Wales) (NWP) | a | | | | 1911 | | | | | | | | | | 2008 | | |
| Cardiff Central (CDF) | 7 a | | | | 1925 | | | | | | | | | | 2022 | | |
| Bristol Parkway (BPW) | 7 a | | | 1820 | | | | | | | | | 1920 | | | | |
| Bristol Temple Meads (BRI) | 10 a | | | 1834 | | | | | | | | | 1936 | | | | |

NOTES (see introductory pages for explanation of train operator codes and standard symbols)

- a** Arrival time
d Departure time
C To London St Pancras Intl
F From London St Pancras Intl to Sheffield
J From York to Reading
K To Leicester
M From Newcastle to Reading
P From Edinburgh to Plymouth
Q From Cleethorpes

Nottingham to Derby, Matlock, Stoke-on-Trent, Crewe, Birmingham, Cardiff and Bristol

Saturdays

| Operator Days of operation/Notes 1st Class/Reservations/Bus/Ferry Catering facilities | EM K | XC ◇ | EM F ⚡ | EM | XC P 1◇ ⚡ | XC ◇ | EM C ⚡ | EM Q | XC U 1◇ ⚡ | EM K | XC ◇ | EM F ⚡ | EM | XC P 1◇ ⚡ | XC V ◇ | EM C ⚡ | EM | |
|--|---------|---------|--------------|------|--------------------|---------|--------------|---------|--------------------|---------|---------|--------------|------|--------------------|--------------|--------------|-------|------|
| Grimsby Town (GMB) | d | | | | | | | 1615 | | | | | | | | | | |
| Lincoln (LCN) | d | | | 1640 | | | | 1714 | | | | | 1740 | | | | 1807 | |
| Newark Castle (NCT) | d | | | 1708 | | | | 1745 | | | | | 1808 | | | | 1839 | |
| Nottingham (NOT) 🚆 8 | d | 1733 | 1741 | | 1753 | | 1807 | 1812 | 1817 | | 1834 | 1845 | | 1853 | | 1907 | 1912 | 1917 |
| Beeston (BEE) | d | 1739 | | | 1759 | | 1813 | 1817a | 1823 | | 1840 | | | 1859 | | 1913 | 1917a | 1923 |
| Attenborough (ATB) | d | 1743a | | | 1803 | | | | | | 1844a | | | 1903 | | | | |
| Long Eaton (LGE) | d | | | 1759 | 1811 | | 1824 | | 1833 | | | 1900 | 1911 | | 1925 | | 1932 | |
| Spondon (SPO) | d | | | | | | | | 1840 | | | | | | | | 1940 | |
| Derby (DBY) 6 | a | | 1803 | 1808 | 1821 | | 1834 | | 1846 | | | 1905 | 1909 | 1921 | | 1936 | 1946 | |
| Derby (DBY) 6 | d | | 1810 | | 1826 | 1831 | 1838 | | 1849 | 1853 | | 1910 | | 1926 | 1931 | 1940 | | 1949 |
| Duffield (DFI) | d | | | | | | | | 1856 | | | | | | | | | 1956 |
| Belper (BLP) | d | | | | | | | | 1901 | | | | | | | | | 2001 |
| Ambergate (AMB) | d | | | | | | | | 1907 | | | | | | | | | 2007 |
| Whatstandwell (WTS) | d | | | | | | | | 1912 | | | | | | | | | 2012 |
| Cromford (CMF) | d | | | | | | | | 1917 | | | | | | | | | 2017 |
| Matlock Bath (MTB) | d | | | | | | | | 1920 | | | | | | | | | 2020 |
| Matlock (MAT) | a | | | | | | | | 1923 | | | | | | | | | 2023 |
| Peartree (PEA) | d | | | | | | | | | | | | | | | | | |
| Tutbury & Hatton (TUT) | d | | | | 1839 | | | | | | | | 1939 | | | | | |
| Uttoxeter (UTT) | d | | | | 1849 | | | | | | | | 1949 | | | | | |
| Blythe Bridge (BYB) | d | | | | 1903 | | | | | | | | 2003 | | | | | |
| Longton (LGN) | d | | | | 1909 | | | | | | | | 2009 | | | | | |
| Stoke-on-Trent (SOT) | d | | | | 1916 | | | | | | | | 2016 | | | | | |
| Longport (LPT) | d | | | | | | | | | | | | | | | | | |
| Kidsgrove (KDG) | d | | | | 1924 | | | | | | | | 2024 | | | | | |
| Alsager (ASG) | d | | | | 1929 | | | | | | | | 2029 | | | | | |
| Crewe (CRE) 10 | a | | | | 1946 | | | | | | | | 2046 | | | | | |
| Willington (WIL) | d | | 1817 | | | | | | | | | | | | | | | |
| Burton-on-Trent (BUT) | d | | 1824 | | | | 1850 | | | | 1921 | | | | 1941 | 1951 | | |
| Tamworth (TAM) | d | | 1836 | | | 1849 | 1903 | | | | 1933 | | | | | 2003 | | |
| Wilnecote (WNE) | d | | | | | | | | | | 1937 | | | | | | | |
| Water Orton (WTO) | d | | | | | | | | | | | | | | | | | |
| Birmingham New Street (BHM) 🚆 12 | a | | 1855 | | | 1905 | 1923 | | | 1925 | | 1955 | | | 2005 | 2023 | | |
| University (UNI) | a | | | | | | 1936 | | | | | | | | | | 2036 | |
| Worcestershire Parkway (WOP) | a | | | | | | 1958 | | | | | | | | | | 2058 | |
| Ashchurch for Tewkesbury (ASC) | a | | | | | | | | | | | | | | | | | |
| Cheltenham Spa (CNM) | a | | | | | 1950 | 2014 | | | | | | | | 2050 | 2114 | | |
| Gloucester (GCR) 7 | a | | | | | | 2026 | | | | | | | | | 2125 | | |
| Lydney (LYD) | a | | | | | | | | | | | | | | | 2146 | | |
| Chepstow (CPW) | a | | | | | | | | | | | | | | | 2155 | | |
| Newport (South Wales) (NWP) | a | | | | | | 2108 | | | | | | | | | 2217 | | |
| Cardiff Central (CDF) 7 | a | | | | | | 2122 | | | | | | | | | 2236 | | |
| Bristol Parkway (BPW) 7 | a | | | | | 2020 | | | | | | | | | 2120 | | | |
| Bristol Temple Meads (BRI) 10 | a | | | | | 2030 | | | | | | | | | 2134 | | | |

NOTES (see introductory pages for explanation of train operator codes and standard symbols)

- a Arrival time
d Departure time
- C To London St Pancras Intl
F From London St Pancras Intl to Sheffield
K To Leicester
P From Edinburgh to Plymouth
Q From Cleethorpes
U From Newcastle
V Also calls at Caldicot 2203 and Severn Tunnel Jn 2206

Nottingham to Derby, Matlock, Stoke-on-Trent, Crewe, Birmingham, Cardiff and Bristol

Saturdays



| Operator Days of operation/Notes 1st Class/Reservations/Bus/Ferry Catering facilities | EM K | XC ◇ | EM F ⚡ | EM | XC W 1◇ ⚡ | EM C ⚡ | EM Q | XC U 1◇ ⚡ | EM K | XC ◇ | EM F ⚡ | EM | EM F ⚡ | EM | XC X 1◇ ⚡ | EM C ⚡ | EM K |
|--|---------|---------|--------------|------|--------------------|--------------|---------|--------------------|---------|---------|--------------|------|--------------|------|--------------------|--------------|------------|
| Grimsby Town (GMB) | d | | | | | | 1815 | | | | | | | | | | |
| Lincoln (LCN) | d | | | | | | 1914 | | | | | | | | 2014 | | |
| Newark Castle (NCT) | d | | | 1912 | | | 1944 | | | | | 2009 | | | 2044 | | |
| Nottingham (NOT) | 8 d | 1930 | 1936 | | 1953 | | 2011 | 2017 | | 2033 | 2039 | | 2058 | | 2118 | | 2125 2132 |
| Beeston (BEE) | d | 1936 | 1942 | | 1959 | | 2016a | 2024 | | 2039 | 2045 | | 2104 | | 2125 | | 2130a 2138 |
| Attenborough (ATB) | d | 1940a | | | 2003 | | | | | 2043a | | | | | | | 2142a |
| Long Eaton (LGE) | d | | 1951 | 1959 | 2011 | | | 2033 | | | 2055 | 2059 | 2115 | 2121 | 2133 | | |
| Spondon (SPO) | d | | 1958 | | | | | 2040 | | | | | | | | | |
| Derby (DBY) | 6 a | | 2004 | 2008 | 2021 | | | 2046 | | | 2105 | 2108 | 2126 | 2130 | 2144 | | |
| Derby (DBY) | 6 d | | 2010 | | 2026 | 2031 | | 2049 | 2055 | | 2110 | | 2138 | | 2147 | 2155 | |
| Duffield (DFI) | d | | | | | | | 2056 | | | | | 2145 | | | | |
| Belper (BLP) | d | | | | | | | 2101 | | | | | 2150 | | | | |
| Ambergate (AMB) | d | | | | | | | 2107 | | | | | 2156 | | | | |
| Whatstandwell (WTS) | d | | | | | | | 2112 | | | | | 2201 | | | | |
| Cromford (CMF) | d | | | | | | | 2117 | | | | | 2206 | | | | |
| Matlock Bath (MTB) | d | | | | | | | 2120 | | | | | 2209 | | | | |
| Matlock (MAT) | a | | | | | | | 2123 | | | | | 2212 | | | | |
| Peartree (PEA) | d | | | | | | | | | | | | | | | | |
| Tutbury & Hatton (TUT) | d | | | | 2039 | | | | | | | | | | 2200 | | |
| Uttoxeter (UTT) | d | | | | 2049 | | | | | | | | | | 2210 | | |
| Blythe Bridge (BYB) | d | | | | 2103 | | | | | | | | | | 2224 | | |
| Longton (LGN) | d | | | | 2109 | | | | | | | | | | 2230 | | |
| Stoke-on-Trent (SOT) | d | | | | 2116 | | | | | | | | | | 2237 | | |
| Longport (LPT) | d | | | | 2122 | | | | | | | | | | | | |
| Kidsgrove (KDG) | d | | | | 2129 | | | | | | | | | | 2245 | | |
| Alsager (ASG) | d | | | | 2134 | | | | | | | | | | 2249 | | |
| Crewe (CRE) | 10 a | | | | 2144 | | | | | | | | | | 2258 | | |
| Willington (WIL) | d | | | | | | | | | 2117 | | | | | | | |
| Burton-on-Trent (BUT) | d | | 2021 | | | | | | | 2124 | | | | | | 2205 | |
| Tamworth (TAM) | d | | 2033 | | 2049 | | | | | 2136 | | | | | | 2216 | |
| Wilnecote (WNE) | d | | 2037 | | | | | | | 2140 | | | | | | | |
| Water Orton (WTO) | d | | | | | | | | | | | | | | | | |
| Birmingham New Street (BHM) | 12 a | | 2059 | | 2106 | | | 2126 | | 2158 | | | | | | 2232 | |
| University (UNI) | a | | | | | | | | | | | | | | | | |
| Worcestershire Parkway (WOP) | a | | | | | | | | | | | | | | | | |
| Ashchurch for Tewkesbury (ASC) | a | | | | | | | | | | | | | | | | |
| Cheltenham Spa (CNM) | a | | | | 2150 | | | | | | | | | | | | |
| Gloucester (GCR) | 7 a | | | | 2200 | | | | | | | | | | | | |
| Lydney (LYD) | a | | | | | | | | | | | | | | | | |
| Chepstow (CPW) | a | | | | | | | | | | | | | | | | |
| Newport (South Wales) (NWP) | a | | | | | | | | | | | | | | | | |
| Cardiff Central (CDF) | 7 a | | | | | | | | | | | | | | | | |
| Bristol Parkway (BPW) | 7 a | | | | 2230 | | | | | | | | | | | | |
| Bristol Temple Meads (BRI) | 10 a | | | | 2240 | | | | | | | | | | | | |

NOTES (see introductory pages for explanation of train operator codes and standard symbols)

- a** Arrival time
d Departure time
C To London St Pancras Intl
F From London St Pancras Intl to Sheffield
K To Leicester
Q From Cleethorpes
U From Newcastle
W From Edinburgh
X From Penzance

Nottingham to Derby, Matlock, Stoke-on-Trent, Crewe, Birmingham, Cardiff and Bristol

Saturdays

| Operator Days of operation/Notes 1st Class/Reservations/Bus/Ferry Catering facilities | XC ◇ | EM F ⚓ | EM Y | XC W 11◇ ⚓ | EM Q | EM K | EM K | EM | EM SUM Z |
|--|---------|--------------|---------|---------------------|---------|---------|---------|------|-------------|
| Grimsby Town (GMB) | d | | | | 2015 | | | | |
| Lincoln (LCN) | d | | | | 2114 | | | | |
| Newark Castle (NCT) | d | | | | 2145 | | | | |
| Nottingham (NOT)  8 | d | 2137 | | 2154 | 2216 | 2230 | 2318 | 2324 | 0022 |
| Beeston (BEE) | d | 2143 | | 2200 | 2222 | 2236 | 2324a | 2330 | 0007e |
| Attenborough (ATB) | d | 2146 | | | 2226 | 2240a | | 2333 | |
| Long Eaton (LGE) | d | 2155 | 2200 | 2210 | 2234 | | | 2340 | 0034 |
| Spondon (SPO) | d | 2202 | | | 2241 | | | | |
| Derby (DBY) 6 | a | 2208 | 2211 | 2220 | 2247 | | | 2351 | 0043 |
| Derby (DBY) 6 | d | 2213 | | 2234 | 2229 | | | | |
| Duffield (DFI) | d | | | 2241 | | | | | |
| Belper (BLP) | d | | | 2246 | | | | | |
| Ambergate (AMB) | d | | | 2251 | | | | | |
| Whatstandwell (WTS) | d | | | 2256 | | | | | |
| Cromford (CMF) | d | | | 2301 | | | | | |
| Matlock Bath (MTB) | d | | | 2304 | | | | | |
| Matlock (MAT) | a | | | 2307 | | | | | |
| Pear tree (PEA) | d | | | | | | | | |
| Tutbury & Hatton (TUT) | d | | | | | | | | |
| Utttoxeter (UTT) | d | | | | | | | | |
| Blythe Bridge (BYB) | d | | | | | | | | |
| Longton (LGN) | d | | | | | | | | |
| Stoke-on-Trent (SOT) | d | | | | | | | | |
| Longport (LPT) | d | | | | | | | | |
| Kidsgrove (KDG) | d | | | | | | | | |
| Alsager (ASG) | d | | | | | | | | |
| Crewe (CRE) 10 | a | | | | | | | | |
| Willington (WIL) | d | | | | | | | | |
| Burton-on-Trent (BUT) | d | 2224 | | 2239 | | | | | |
| Tamworth (TAM) | d | 2235 | | 2249 | | | | | |
| Wilnecote (WNE) | d | 2239 | | | | | | | |
| Water Orton (WTO) | d | | | | | | | | |
| Birmingham New Street (BHM)  12 | a | 2304 | | 2307 | | | | | |
| University (UNI) | a | | | | | | | | |
| Worcestershire Parkway (WOP) | a | | | | | | | | |
| Ashchurch for Tewkesbury (ASC) | a | | | | | | | | |
| Cheltenham Spa (CNM) | a | | | | | | | | |
| Gloucester (GCR) 7 | a | | | | | | | | |
| Lydney (LYD) | a | | | | | | | | |
| Chepstow (CPW) | a | | | | | | | | |
| Newport (South Wales) (NWP) | a | | | | | | | | |
| Cardiff Central (CDF) 7 | a | | | | | | | | |
| Bristol Parkway (BPW) 7 | a | | | | | | | | |
| Bristol Temple Meads (BRI) 10 | a | | | | | | | | |

NOTES (see introductory pages for explanation of train operator codes and standard symbols)

- a** Arrival time
d Departure time
e Calls at Beeston before Nottingham
F From London St Pancras Intl to Sheffield
K To Leicester
Q From Cleethorpes
W From Edinburgh
Y From Liverpool Lime Street
Z From London St Pancras Intl

SUM Sunday mornings

Nottingham to Derby, Matlock, Stoke-on-Trent, Crewe, Birmingham, Cardiff and Bristol

Sundays

| Operator Days of operation/Notes 1st Class/Reservations/Bus/Ferry Catering facilities | EM | EM | EM A | EM B | XC C 1◇ 2 | EM | XC ◇ | XC C 1◇ 2 | EM D | EM | EM E | XC C 1◇ 2 | EM A | EM | EM E | XC F 1◇ 2 | EM A | XC ◇ |
|--|------|-------|---------|---------|--------------------|------|---------|--------------------|---------|------|---------|--------------------|---------|------|---------|--------------------|---------|---------|
| Grimsby Town (GMB) | d | | | | | | | | | | | | | | | | | |
| Lincoln (LCN) | d | | | | | | | | | 0926 | | | | 1018 | | | | |
| Newark Castle (NCT) | d | | | | | | | | | 0955 | | | | 1049 | | | | |
| Nottingham (NOT) | 8 d | 0800 | 0821 | 0830 | | 0917 | 0956 | | | 1023 | | | 1110 | 1123 | | | 1209 | 1216 |
| Beeston (BEE) | d | 0806 | 0826a | | | 0923 | | | | 1029 | | | 1115a | 1129 | | | 1214a | |
| Attenborough (ATB) | d | 0810 | | | | 0927 | | | | 1033 | | | | 1133 | | | | |
| Long Eaton (LGE) | d | 0818 | | | | 0935 | | | 1037 | 1041 | 1116 | | | 1141 | 1217 | | | |
| Spondon (SPO) | d | | | | | 0942 | | | | 1048 | | | | 1148 | | | | |
| Derby (DBY) | 6 a | 0828 | | 0851 | | 0948 | 1017 | | 1048 | 1054 | 1125 | | | 1154 | 1226 | | | 1236 |
| Derby (DBY) | 6 d | 0801 | 0830 | 0857 | 0931 | 0954 | 1021 | 1031 | | 1056 | | 1133 | | 1156 | | 1231 | | 1240 |
| Duffield (DFI) | d | 0808 | 0837 | | | 1001 | | | | 1103 | | | | 1203 | | | | |
| Belper (BLP) | d | 0813 | 0842 | 0904a | | 1006 | | | | 1108 | | | | 1208 | | | | |
| Ambergate (AMB) | d | 0819a | 0848 | | | 1012 | | | | 1114 | | | | 1214 | | | | |
| Whatstandwell (WTS) | d | | 0853 | | | 1017 | | | | 1119 | | | | 1219 | | | | |
| Cromford (CMF) | d | | 0858 | | | 1022 | | | | 1124 | | | | 1224 | | | | |
| Matlock Bath (MTB) | d | | 0901 | | | 1025 | | | | 1127 | | | | 1227 | | | | |
| Matlock (MAT) | a | | 0904 | | | 1028 | | | | 1130 | | | | 1230 | | | | |
| Peartree (PEA) | d | | | | | | | | | | | | | | | | | |
| Tutbury & Hatton (TUT) | d | | | | | | | | | | | | | | | | | |
| Uttoxeter (UTT) | d | | | | | | | | | | | | | | | | | |
| Blythe Bridge (BYB) | d | | | | | | | | | | | | | | | | | |
| Longton (LGN) | d | | | | | | | | | | | | | | | | | |
| Stoke-on-Trent (SOT) | d | | | | | | | | | | | | | | | | | |
| Longport (LPT) | d | | | | | | | | | | | | | | | | | |
| Kidsgrove (KDG) | d | | | | | | | | | | | | | | | | | |
| Alsager (ASG) | d | | | | | | | | | | | | | | | | | |
| Crewe (CRE) | 10 a | | | | | | | | | | | | | | | | | |
| Wilmington (WIL) | d | | | | | | | | | | | | | | | | | |
| Burton-on-Trent (BUT) | d | | | | 0941 | | 1032 | | | | | 1143 | | | | | | 1251 |
| Tamworth (TAM) | d | | | | | | 1044 | 1053c | | | | | | | | 1249 | | 1303 |
| Wilnecote (WNE) | d | | | | | | | | | | | | | | | | | |
| Water Orton (WTO) | d | | | | | | | | | | | | | | | | | |
| Birmingham New Street (BHM) | 12 a | | | | 1019 | | 1102 | 1118 | | | | 1207 | | | | 1305 | | 1321 |
| University (UNI) | a | | | | | | 1118 | | | | | | | | | | | 1336 |
| Worcestershire Parkway (WOP) | a | | | | | | 1139 | | | | | | | | | | | 1358 |
| Ashchurch for Tewkesbury (ASC) | a | | | | | | | | | | | | | | | | | |
| Cheltenham Spa (CNM) | a | | | | 1108 | | 1159 | 1208 | | | | 1250 | | | | 1350 | | 1414 |
| Gloucester (GCR) | 7 a | | | | | | 1209 | | | | | | | | | | | 1426 |
| Lydney (LYD) | a | | | | | | | | | | | | | | | | | |
| Chepstow (CPW) | a | | | | | | | | | | | | | | | | | |
| Newport (South Wales) (NWP) | a | | | | | | 1251 | | | | | | | | | | | 1509 |
| Cardiff Central (CDF) | 7 a | | | | | | 1305 | | | | | | | | | | | 1523 |
| Bristol Parkway (BPW) | 7 a | | | | 1138 | | | 1238 | | | | 1320 | | | | 1420 | | |
| Bristol Temple Meads (BRI) | 10 a | | | | 1150 | | | 1248 | | | | 1335 | | | | 1432 | | |

NOTES (see introductory pages for explanation of train operator codes and standard symbols)

- a Arrival time
d Departure time
c Arrives 5 minutes earlier

- A To London St Pancras Intl
B To Manchester Piccadilly
C From Leeds to Plymouth
D From Leicester to Sheffield
E From London St Pancras Intl to Sheffield
F From Newcastle to Plymouth

Nottingham to Derby, Matlock, Stoke-on-Trent, Crewe, Birmingham, Cardiff and Bristol

Sundays

| Operator Days of operation/Notes 1st Class/Reservations/Bus/Ferry Catering facilities | EM | XC G 1◇ ⚡ | EM A ⚡ | EM E ⚡ | EM | XC H 1◇ ⚡ | EM A ⚡ | XC ◇ | EM E ⚡ | EM | XC J 1◇ ⚡ | EM | XC G 1◇ ⚡ | EM A ⚡ | EM E ⚡ | EM | EM | XC K 1◇ ⚡ |
|--|------|--------------------|--------------|--------------|------|--------------------|--------------|---------|--------------|------|--------------------|------|--------------------|--------------|--------------|------|------|--------------------|
| Grimsby Town (GMB) | d | | | | | | | | | | | | | | | | | |
| Lincoln (LCN) | d | 1109 | | | 1218 | | | | | | | 1310 | | | | | 1418 | |
| Newark Castle (NCT) | d | 1139 | | | 1249 | | | | | | | 1339 | | | | | 1449 | |
| Nottingham (NOT) | 8 d | 1223 | | 1310 | 1323 | | 1410 | 1416 | | | | 1423 | | 1506 | | | 1523 | |
| Beeston (BEE) | d | 1229 | | 1315a | 1329 | | 1415a | | | | | 1429 | | 1511a | | | 1529 | |
| Attenborough (ATB) | d | 1233 | | | 1333 | | | | | | | 1433 | | | | | 1533 | |
| Long Eaton (LGE) | d | 1241 | | | 1335 | 1341 | | | 1433 | | | 1441 | | | 1533 | | 1541 | |
| Spondon (SPO) | d | 1248 | | | 1348 | | | | | | | 1448 | | | | | 1548 | |
| Derby (DBY) | 6 a | 1254 | | | 1344 | 1354 | | 1436 | 1442 | | | 1454 | | | 1542 | | 1554 | |
| Derby (DBY) | 6 d | 1256 | 1331 | | 1356 | 1431 | | 1440 | | 1443 | 1453 | 1503 | 1531 | | | 1543 | 1603 | 1631 |
| Duffield (DFI) | d | 1303 | | | 1403 | | | | | | | 1510 | | | | | 1610 | |
| Belper (BLP) | d | 1308 | | | 1408 | | | | | | | 1515 | | | | | 1615 | |
| Ambergate (AMB) | d | 1314 | | | 1414 | | | | | | | 1521 | | | | | 1621 | |
| Whatstandwell (WTS) | d | 1319 | | | 1419 | | | | | | | 1526 | | | | | 1626 | |
| Cromford (CMF) | d | 1324 | | | 1424 | | | | | | | 1531 | | | | | 1631 | |
| Matlock Bath (MTB) | d | 1327 | | | 1427 | | | | | | | 1534 | | | | | 1634 | |
| Matlock (MAT) | a | 1330 | | | 1430 | | | | | | | 1537 | | | | | 1637 | |
| Peartree (PEA) | d | | | | | | | | | | | | | | | | | |
| Tutbury & Hatton (TUT) | d | | | | | | | | 1457 | | | | | | | 1557 | | |
| Utttoxeter (UTT) | d | | | | | | | | 1507 | | | | | | | 1607 | | |
| Blythe Bridge (BYB) | d | | | | | | | | 1521 | | | | | | | 1621 | | |
| Longton (LGN) | d | | | | | | | | 1527 | | | | | | | 1627 | | |
| Stoke-on-Trent (SOT) | d | | | | | | | | 1535 | | | | | | | 1635 | | |
| Longport (LPT) | d | | | | | | | | | | | | | | | | | |
| Kidsgrove (KDG) | d | | | | | | | | 1544 | | | | | | | 1644 | | |
| Alsager (ASG) | d | | | | | | | | 1548 | | | | | | | 1648 | | |
| Crewe (CRE) | 10 a | | | | | | | | 1557 | | | | | | | 1657 | | |
| Willington (WIL) | d | | | | | | | | | | | | | | | | | |
| Burton-on-Trent (BUT) | d | | 1341 | | | | | 1451 | | | | | 1541 | | | | | |
| Tamworth (TAM) | d | | | | | 1449 | | 1503 | | | | | | | | | | 1649 |
| Wilnecote (WNE) | d | | | | | | | | | | | | | | | | | |
| Water Orton (WTO) | d | | | | | | | | | | | | | | | | | |
| Birmingham New Street (BHM) | 12 a | | 1404 | | | 1506 | | 1522 | | | 1525 | | 1604 | | | | | 1706 |
| University (UNI) | a | | | | | | | 1536 | | | | | | | | | | |
| Worcestershire Parkway (WOP) | a | | | | | | | 1558 | | | | | | | | | | |
| Ashchurch for Tewkesbury (ASC) | a | | | | | | | | | | | | | | | | | |
| Cheltenham Spa (CNM) | a | | 1450 | | | 1550 | | 1614 | | | | | 1650 | | | | | 1750 |
| Gloucester (GCR) | 7 a | | | | | | | 1626 | | | | | | | | | | |
| Lydney (LYD) | a | | | | | | | | | | | | | | | | | |
| Chepstow (CPW) | a | | | | | | | | | | | | | | | | | |
| Newport (South Wales) (NWP) | a | | | | | | | 1708 | | | | | | | | | | |
| Cardiff Central (CDF) | 7 a | | | | | | | 1723 | | | | | | | | | | |
| Bristol Parkway (BPW) | 7 a | | 1521 | | | 1620 | | | | | | | 1720 | | | | | 1821 |
| Bristol Temple Meads (BRI) | 10 a | | 1535 | | | 1635 | | | | | | | 1735 | | | | | 1834 |

NOTES (see introductory pages for explanation of train operator codes and standard symbols)

a Arrival time
d Departure time

A To London St Pancras Intl
E From London St Pancras Intl to Sheffield
G From Edinburgh to Plymouth
H From Edinburgh to Penzance
J From Sheffield to Reading
K From Glasgow Central to Plymouth

Nottingham to Derby, Matlock, Stoke-on-Trent, Crewe, Birmingham, Cardiff and Bristol

Sundays

| Operator Days of operation/Notes 1st Class/Reservations/Bus/Ferry Catering facilities | EM A ⏏ | XC ◇ | EM E ⏏ | EM L | EM E ⏏ | XC G ⏏◇ | EM A ⏏ | EM E ⏏ | XC M ⏏◇ | EM A ⏏ | XC ◇ | EM N ⏏◇ | EM E ⏏ |
|--|--------------|---------|--------------|---------|--------------|---------------|--------------|--------------|---------------|--------------|---------|---------------|--------------|
| Grimsby Town (GMB) | d | | | 1414 | | | | | | | | | |
| Lincoln (LCN) | d | | | 1510 | | | | 1618 | | | | 1718 | |
| Newark Castle (NCT) | d | | | 1539 | | | | 1649 | | | | 1749 | |
| Nottingham (NOT) | 8 d | 1610 | 1616 | | 1623 | | | 1710 | 1723 | | | 1810 | 1823 |
| Beeston (BEE) | d | 1615a | | | 1629 | | | 1715a | 1729 | | | 1815a | 1829 |
| Attenborough (ATB) | d | | | | 1633 | | | | 1733 | | | | 1833 |
| Long Eaton (LGE) | d | | | 1633 | | 1704 | | | 1741 | 1802 | | | 1841 |
| Spondon (SPO) | d | | | | 1648 | | | | 1748 | | | | 1848 |
| Derby (DBY) | 6 a | | 1636 | 1642 | 1654 | 1713 | | | 1754 | 1811 | | 1836 | 1854 |
| Derby (DBY) | 6 d | | 1640 | | 1643 | 1703 | | 1731 | 1743 | | | 1803 | 1903 |
| Duffield (DFI) | d | | | | 1710 | | | | 1810 | | | 1829 | 1910 |
| Belper (BLP) | d | | | | 1715 | | | | 1815 | | | | 1915 |
| Ambergate (AMB) | d | | | | 1721 | | | | 1821 | | | | 1921 |
| Whatstandwell (WTS) | d | | | | 1726 | | | | 1826 | | | | 1926 |
| Cromford (CMF) | d | | | | 1731 | | | | 1831 | | | | 1931 |
| Matlock Bath (MTB) | d | | | | 1734 | | | | 1834 | | | | 1934 |
| Matlock (MAT) | a | | | | 1737 | | | | 1837 | | | | 1937 |
| Peartree (PEA) | d | | | | | | | | | | | | |
| Tutbury & Hatton (TUT) | d | | | 1657 | | | 1757 | | | | | 1857 | |
| Utttoxeter (UTT) | d | | | 1707 | | | 1807 | | | | | 1907 | |
| Blythe Bridge (BYB) | d | | | 1721 | | | 1821 | | | | | 1921 | |
| Longton (LGN) | d | | | 1727 | | | 1827 | | | | | 1927 | |
| Stoke-on-Trent (SOT) | d | | | 1735 | | | 1835 | | | | | 1935 | |
| Longport (LPT) | d | | | | | | | | | | | | |
| Kidsgrove (KDG) | d | | | 1744 | | | 1844 | | | | | 1944 | |
| Alsager (ASG) | d | | | 1748 | | | 1848 | | | | | 1948 | |
| Crewe (CRE) | 10 a | | | 1757 | | | 1857 | | | | | 1957 | |
| Willington (WIL) | d | | | | | | | | | | | | |
| Burton-on-Trent (BUT) | d | | 1651 | | | | 1741 | | | | | 1851 | |
| Tamworth (TAM) | d | | 1703 | | | | | | | 1847 | | 1903 | |
| Wilnecote (WNE) | d | | 1707 | | | | | | | | | | |
| Water Orton (WTO) | d | | | | | | | | | | | | |
| Birmingham New Street (BHM) | 12 a | | 1724 | | | | 1804 | | | 1904 | | 1921 | 1925 |
| University (UNI) | a | | 1736 | | | | | | | | | 1936 | |
| Worcestershire Parkway (WOP) | a | | 1758 | | | | | | | | | 1958 | |
| Ashchurch for Tewkesbury (ASC) | a | | | | | | | | | | | | |
| Cheltenham Spa (CNM) | a | | 1814 | | | 1850 | | | 1953 | | 2014 | | |
| Gloucester (GCR) | 7 a | | 1823 | | | | | | | | 2024 | | |
| Lydney (LYD) | a | | | | | | | | | | | | |
| Chepstow (CPW) | a | | | | | | | | | | | | |
| Newport (South Wales) (NWP) | a | | 1908 | | | | | | | | 2108 | | |
| Cardiff Central (CDF) | 7 a | | 1924 | | | | | | | | 2122 | | |
| Bristol Parkway (BPW) | 7 a | | | | | 1921 | | | | 2022 | | | |
| Bristol Temple Meads (BRI) | 10 a | | | | | 1935 | | | | 2034 | | | |

NOTES (see introductory pages for explanation of train operator codes and standard symbols)

- a Arrival time
d Departure time
- A To London St Pancras Intl
E From London St Pancras Intl to Sheffield
G From Edinburgh to Plymouth
L From Cleethorpes
M From Dundee to Plymouth
N From Newcastle

Nottingham to Derby, Matlock, Stoke-on-Trent, Crewe, Birmingham, Cardiff and Bristol

Sundays

| Operator Days of operation/Notes 1st Class/Reservations/Bus/Ferry Catering facilities | XC G 11 12 | EM | EM A 12 | XC P 11 12 | EM L | EM E 12 | EM A 12 | XC Q 11 12 | XC 11 12 | EM | XC N 11 12 | EM | EM E 12 | EM A 12 | XC Q 11 12 | XC 11 12 | EM | EM E 12 |
|--|---------------------|------|---------------|---------------------|---------|---------------|---------------|---------------------|----------------|------|---------------------|------|---------------|---------------|---------------------|----------------|------|---------------|
| Grimsby Town (GMB) | d | | | | 1714 | | | | | | | | | | | | | |
| Lincoln (LCN) | d | | | | 1809 | | | | | | | 1916 | | | | | 2017 | |
| Newark Castle (NCT) | d | | | | 1839 | | | | | | | 1949 | | | | | 2049 | |
| Nottingham (NOT) | 8 d | | 1906 | | 1923 | | 1959 | | 2015 | | | 2023 | | 2109 | | 2118 | 2123 | |
| Beeston (BEE) | d | | 1911a | | 1929 | | 2004a | | | | | 2029 | | 2114a | | | 2129 | |
| Attenborough (ATB) | d | | | | 1933 | | | | | | | 2033 | | | | | 2133 | |
| Long Eaton (LGE) | d | | | | 1941 | 2000 | | | | | | 2041 | 2100 | | | | 2141 | 2159 |
| Spondon (SPO) | d | | | | 1948 | | | | | | | 2048 | | | | | 2148 | |
| Derby (DBY) | 6 a | | | | 1954 | 2009 | | | 2036 | | | 2054 | 2109 | | | 2140 | 2154 | 2208 |
| Derby (DBY) | 6 d | 1931 | 1943 | | 1955 | 2003 | | 2031 | 2040 | 2044 | 2050 | 2056 | | | 2131 | 2144 | 2156 | |
| Duffield (DFI) | d | | | | 2010 | | | | | | | 2103 | | | | | 2203 | |
| Belper (BLP) | d | | | | 2015 | | | | | | | 2108 | | | | | 2208 | |
| Ambergate (AMB) | d | | | | 2021 | | | | | | | 2114 | | | | | 2214 | |
| Whatstandwell (WTS) | d | | | | 2026 | | | | | | | 2119 | | | | | 2219 | |
| Cromford (CMF) | d | | | | 2031 | | | | | | | 2124 | | | | | 2224 | |
| Matlock Bath (MTB) | d | | | | 2034 | | | | | | | 2127 | | | | | 2227 | |
| Matlock (MAT) | a | | | | 2037 | | | | | | | 2130 | | | | | 2230 | |
| Peartree (PEA) | d | | | | | | | | | | | | | | | | | |
| Tutbury & Hatton (TUT) | d | | 1957 | | | | | | | 2057 | | | | | | | | |
| Uttoxeter (UTT) | d | | 2007 | | | | | | | 2107 | | | | | | | | |
| Blythe Bridge (BYB) | d | | 2021 | | | | | | | 2121 | | | | | | | | |
| Longton (LGN) | d | | 2027 | | | | | | | 2127 | | | | | | | | |
| Stoke-on-Trent (SOT) | d | | 2035 | | | | | | | 2134 | | | | | | | | |
| Longport (LPT) | d | | | | | | | | | | | | | | | | | |
| Kidsgrove (KDG) | d | | 2044 | | | | | | | 2142 | | | | | | | | |
| Alsager (ASG) | d | | 2048 | | | | | | | 2147 | | | | | | | | |
| Crewe (CRE) | 10 a | | 2057 | | | | | | | 2155 | | | | | | | | |
| Willington (WIL) | d | | | | | | | | | | | | | | | | | |
| Burton-on-Trent (BUT) | d | 1941 | | | | | | | 2051 | | | | | | | 2141 | 2155 | |
| Tamworth (TAM) | d | | | | | | | 2049 | 2103 | | | | | | | 2151 | 2206 | |
| Wilnecote (WNE) | d | | | | | | | | | | | | | | | | 2210 | |
| Water Orton (WTO) | d | | | | | | | | | | | | | | | | | |
| Birmingham New Street (BHM) | 12 a | 2004 | | 2028 | | | | 2106 | 2121 | | 2124 | | | | | 2208 | 2228 | |
| University (UNI) | a | | | | | | | | | | | | | | | | | |
| Worcestershire Parkway (WOP) | a | | | | | | | | | | | | | | | | | |
| Ashchurch for Tewkesbury (ASC) | a | | | | | | | | | | | | | | | | | |
| Cheltenham Spa (CNM) | a | 2050 | | | | | | 2150 | | | | | | | | 2250 | | |
| Gloucester (GCR) | 7 a | | | | | | | 2200 | | | | | | | | | | |
| Lydney (LYD) | a | | | | | | | | | | | | | | | | | |
| Chepstow (CPW) | a | | | | | | | | | | | | | | | | | |
| Newport (South Wales) (NWP) | a | | | | | | | | | | | | | | | | | |
| Cardiff Central (CDF) | 7 a | | | | | | | | | | | | | | | | | |
| Bristol Parkway (BPW) | 7 a | 2120 | | | | | | 2230 | | | | | | | | 2320 | | |
| Bristol Temple Meads (BRI) | 10 a | 2135 | | | | | | 2240 | | | | | | | | 2330 | | |

NOTES (see introductory pages for explanation of train operator codes and standard symbols)

- a Arrival time
d Departure time
- A To London St Pancras Intl
E From London St Pancras Intl to Sheffield
G From Edinburgh to Plymouth
L From Cleethorpes
N From Newcastle
P From York
Q From Edinburgh

Nottingham to Derby, Matlock, Stoke-on-Trent, Crewe, Birmingham, Cardiff and Bristol

Sundays

| Operator Days of operation/Notes 1st Class/Reservations/Bus/Ferry Catering facilities | EM R | EM S | XC Q I◇ T | EM E | EM E | EM T |
|--|---------|---------|--------------------|---------|---------|---------|
| Grimsby Town (GMB) | d | | | | | |
| Lincoln (LCN) | d | | | | | |
| Newark Castle (NCT) | d | | | | | |
| Nottingham (NOT) | 8 d | 2145 | 2151 | | | 2333 |
| Beeston (BEE) | d | 2151 | 2156a | | | 2320e |
| Attenborough (ATB) | d | | | | | |
| Long Eaton (LGE) | d | 2203 | | 2230 | 2330 | |
| Spondon (SPO) | d | | | | | |
| Derby (DBY) | 6 a | 2213 | | 2239 | 2339 | 2350 |
| Derby (DBY) | 6 d | | 2231 | | | |
| Duffield (DFI) | d | | | | | |
| Belper (BLP) | d | | | | | |
| Ambergate (AMB) | d | | | | | |
| Whatstandwell (WTS) | d | | | | | |
| Cromford (CMF) | d | | | | | |
| Matlock Bath (MTB) | d | | | | | |
| Matlock (MAT) | a | | | | | |
| Peartree (PEA) | d | | | | | |
| Tutbury & Hatton (TUT) | d | | | | | |
| Uttoxeter (UTT) | d | | | | | |
| Blythe Bridge (BYB) | d | | | | | |
| Longton (LGN) | d | | | | | |
| Stoke-on-Trent (SOT) | d | | | | | |
| Longport (LPT) | d | | | | | |
| Kidsgrove (KDG) | d | | | | | |
| Alsager (ASG) | d | | | | | |
| Crewe (CRE) | 10 a | | | | | |
| Willington (WIL) | d | | | | | |
| Burton-on-Trent (BUT) | d | | 2241 | | | |
| Tamworth (TAM) | d | | 2251 | | | |
| Wilnecote (WNE) | d | | | | | |
| Water Orton (WTO) | d | | | | | |
| Birmingham New Street (BHM) | 12 a | | 2309 | | | |
| University (UNI) | a | | | | | |
| Worcestershire Parkway (WOP) | a | | | | | |
| Ashchurch for Tewkesbury (ASC) | a | | | | | |
| Cheltenham Spa (CNM) | a | | | | | |
| Gloucester (GCR) | 7 a | | | | | |
| Lydney (LYD) | a | | | | | |
| Chepstow (CPW) | a | | | | | |
| Newport (South Wales) (NWP) | a | | | | | |
| Cardiff Central (CDF) | 7 a | | | | | |
| Bristol Parkway (BPW) | 7 a | | | | | |
| Bristol Temple Meads (BRI) | 10 a | | | | | |

NOTES (see introductory pages for explanation of train operator codes and standard symbols)

- a** Arrival time
d Departure time
e Calls at Beeston before Nottingham

E From London St Pancras Intl to Sheffield
Q From Edinburgh
R From Norwich
S To Leicester
T From London St Pancras Intl

Bristol, Cardiff, Birmingham, Crewe, Stoke-on-Trent, Matlock and Derby to Nottingham

Mondays to Fridays

| Operator Days of operation/Notes 1st Class/Reservations/Bus/Ferry Catering facilities | EM MO | A | EM A | EM | EM B | XC 1◇ | EM B | EM B | XC C 1◇ | EM D | EM E | EM | XC ◇ | EM F | EM G | EM B | XC ◇ | XC C 1◇ | EM |
|--|----------|---|---------|-------|---------|----------|---------|---------|---------------|---------|---------|------|---------|---------|---------|---------|---------|---------------|------|
| Bristol Temple Meads (BRI) | 10 | d | | | | | | | | | | | | | | | | | |
| Bristol Parkway (BPW) | 7 | d | | | | | | | | | | | | | | | | | |
| Cardiff Central (CDF) | 7 | d | | | | | | | | | | | | | | | | | |
| Newport (South Wales) (NWP) | | d | | | | | | | | | | | | | | | | | |
| Chepstow (CPW) | | d | | | | | | | | | | | | | | | | | |
| Lydney (LYD) | | d | | | | | | | | | | | | | | | | | |
| Gloucester (GCR) | 7 | d | | | | | | | | | | | | | | | | | |
| Cheltenham Spa (CNM) | | d | | | | | | | | | | | | | | | | | |
| Ashchurch for Tewkesbury (ASC) | | d | | | | | | | | | | | | | | | | | |
| Worcestershire Parkway (WOP) | | d | | | | | | | | | | | | | | | | | |
| University (UNI) | | d | | | | | | | | | | | | | | | | | |
| Birmingham New Street (BHM) | 12 | d | | | | | | | 0603 | | | | 0609 | | | | 0649 | 0703 | |
| Water Orton (WTO) | | d | | | | | | | | | | | | | | | | | |
| Wilnecote (WNE) | | d | | | | | | | | | | | 0624 | | | | | | |
| Tamworth (TAM) | | d | | | | | | | 0620 | | | | 0628 | | | | 0706 | 0719 | |
| Burton-on-Trent (BUT) | | d | | | | | | | 0630 | | | | 0640 | | | | 0717 | 0730 | |
| Willington (WIL) | | d | | | | | | | | | | | 0646 | | | | | | |
| Crewe (CRE) | 10 | d | | | | | | | | | | | | | | | | | 0626 |
| Alsager (ASG) | | d | | | | | | | | | | | | | | | | | 0635 |
| Kidsgrove (KDG) | | d | | | | | | | | | | | | | | | | | 0640 |
| Longport (LPT) | | d | | | | | | | | | | | | | | | | | |
| Stoke-on-Trent (SOT) | | d | | | | | | | | | | | | | | | | | 0649 |
| Longton (LGN) | | d | | | | | | | | | | | | | | | | | 0655 |
| Blythe Bridge (BYB) | | d | | | | | | | | | | | | | | | | | 0701 |
| Uttoxeter (UTT) | | d | | | | | | | | | | | | | | | | | 0714 |
| Tutbury & Hatton (TUT) | | d | | | | | | | | | | | | | | | | | 0724 |
| Peartree (PEA) | | d | | | | | | | | | | | | | | | | | 0736 |
| Matlock (MAT) | | d | | | | | | | | | | 0618 | | | | | | | |
| Matlock Bath (MTB) | | d | | | | | | | | | | 0621 | | | | | | | |
| Cromford (CMF) | | d | | | | | | | | | | 0624 | | | | | | | |
| Whatstandwell (WTS) | | d | | | | | | | | | | 0630 | | | | | | | |
| Ambergate (AMB) | | d | | | | | | | | | | 0635 | | 0659 | | | | | |
| Belper (BLP) | | d | | | | | | | | | | 0641 | | 0704 | | | | | |
| Duffield (DFI) | | d | | | | | | | | | | 0646 | | 0709 | | | | | |
| Derby (DBY) | 6 | a | | | | | | | 0642 | | | | 0653 | 0655 | 0716 | | | 0731 | 0741 |
| Derby (DBY) | 6 | d | 0439 | 0447 | 0521 | 0530 | 0558 | 0602 | 0628 | | | | 0654 | 0709 | 0718 | | 0732 | 0736 | 0747 |
| Spondon (SPO) | | d | | | 0526 | | | | | | | | 0659 | 0713 | | | 0740 | | 0753 |
| Long Eaton (LGE) | | d | 0446a | 0455 | 0533 | 0537a | | 0610a | 0635a | | | | 0706 | 0720 | 0726 | | 0740a | 0749 | 0800 |
| Attenborough (ATB) | | d | | | 0544 | | | | | | 0656 | | 0713 | | 0733 | | | | 0807 |
| Beeston (BEE) | | d | | 0519c | 0548 | | 0613 | | | | 0700 | 0710 | 0717 | 0730 | 0737 | 0745 | | 0757 | 0811 |
| Nottingham (NOT) | 8 | a | | 0507 | 0558 | | 0619 | | | | 0706 | 0716 | 0724 | 0736 | 0744 | 0753 | | 0803 | 0817 |
| Newark Castle (NCT) | | a | | | | | | | | | 0738 | | | | 0813 | | | | 0901 |
| Lincoln (LCN) | | a | | | | | | | | | 0813 | | | | 0841 | | | | 0927 |
| Grimsby Town (GMB) | | a | | | | | | | | | | | | 0937 | | | | | |

NOTES (see introductory pages for explanation of train operator codes and standard symbols)

- a Arrival time
d Departure time
c Calls at Beeston after Nottingham

- A To London St Pancras Intl
B From Sheffield to London St Pancras Intl
C To Edinburgh
D From Leicester
E From Kettering
F To Cleethorpes
G From London St Pancras Intl

MO Mondays only

Bristol, Cardiff, Birmingham, Crewe, Stoke-on-Trent, Matlock and Derby to Nottingham

Mondays to Fridays

| Operator Days of operation/Notes 1st Class/Reservations/Bus/Ferry Catering facilities | EM D | XC ◇ | EM | EM B ⚡ | EM G ⚡ | XC ◇ | EM | XC C 1◇ ⚡ | XC ◇ | XC H 1◇ ⚡ | EM D | EM F | EM G ⚡ | EM B ⚡ | XC J ◇ | XC K 1◇ ⚡ | EM | XC ◇ | |
|--|---------|---------|------|--------------|--------------|---------|------|--------------------|---------|--------------------|---------|---------|--------------|--------------|--------------|--------------------|------|---------|------|
| Bristol Temple Meads (BRI) | 10 d | | | | | | | 0635 | | | | | | | | 0733 | | | |
| Bristol Parkway (BPW) | 7 d | | | | | | | 0644 | | | | | | | | 0742 | | | |
| Cardiff Central (CDF) | 7 d | | | | | | | | | | | | | | 0640 | | | | |
| Newport (South Wales) (NWP) | d | | | | | | | | | | | | | | 0654 | | | | |
| Chepstow (CPW) | d | | | | | | | | | | | | | | 0715 | | | | |
| Lydney (LYD) | d | | | | | | | | | | | | | | 0724 | | | | |
| Gloucester (GCR) | 7 d | | | | | | | | | | | | | | 0745 | | | | |
| Cheltenham Spa (CNM) | d | | | | | | | 0714 | | | | | | | 0755 | 0812 | | | |
| Ashchurch for Tewkesbury (ASC) | d | | | | | | | | | | | | | | 0803 | | | | |
| Worcestershire Parkway (WOP) | d | | | | | | | | | | | | | | 0814 | 0826 | | | |
| University (UNI) | d | | | | | | | | | | | | | | 0839 | | | | |
| Birmingham New Street (BHM) | 12 d | | 0709 | | | 0749 | | 0803 | 0809 | 0827 | | | | | 0849 | 0903 | | 0909 | |
| Water Orton (WTO) | d | | | | | | | | | | | | | | | | | | |
| Wilnecote (WNE) | d | | 0724 | | | | | | 0824 | | | | | | | | | 0924 | |
| Tamworth (TAM) | d | | 0729 | | | 0806 | | 0822 | 0828 | | | | | | 0906 | | | 0928 | |
| Burton-on-Trent (BUT) | d | | 0741 | | | 0819 | | 0832 | 0840 | | | | | | 0917 | 0926 | | 0940 | |
| Willington (WIL) | d | | 0747 | | | | | | 0846 | | | | | | | | | | |
| Crewe (CRE) | 10 d | | | | | | 0726 | | | | | | | | | | 0826 | | |
| Alsager (ASG) | d | | | | | | 0735 | | | | | | | | | | 0835 | | |
| Kidsgrove (KDG) | d | | | | | | 0740 | | | | | | | | | | 0840 | | |
| Longport (LPT) | d | | | | | | | | | | | | | | | | | | |
| Stoke-on-Trent (SOT) | d | | | | | | 0749 | | | | | | | | | | 0849 | | |
| Longton (LGN) | d | | | | | | 0755 | | | | | | | | | | 0855 | | |
| Blythe Bridge (BYB) | d | | | | | | 0801 | | | | | | | | | | 0901 | | |
| Uttoxeter (UTT) | d | | | | | | 0814 | | | | | | | | | | 0914 | | |
| Tutbury & Hatton (TUT) | d | | | | | | 0824 | | | | | | | | | | 0924 | | |
| Peartree (PEA) | d | | | | | | 0836 | | | | | | | | | | | | |
| Matlock (MAT) | d | | | 0741 | | | | | | | | | 0841 | | | | | | |
| Matlock Bath (MTB) | d | | | 0744 | | | | | | | | | 0844 | | | | | | |
| Cromford (CMF) | d | | | 0747 | | | | | | | | | 0847 | | | | | | |
| Whatstandwell (WTS) | d | | | 0753 | | | | | | | | | 0853 | | | | | | |
| Ambergate (AMB) | d | | | 0759 | | | | | | | | | 0859 | | | | | | |
| Belper (BLP) | d | | | 0805 | | | | | | | | | 0905 | | | | | | |
| Duffield (DFI) | d | | | 0810 | | | | | | | | | 0910 | | | | | | |
| Derby (DBY) | 6 a | | 0758 | 0817 | | 0830 | 0842 | 0843 | 0854 | 0859 | | | 0917 | | | 0930 | 0937 | 0940 | 0952 |
| Derby (DBY) | 6 d | | 0808 | 0818 | 0832 | 0838 | 0847 | | 0900 | | | | 0918 | | 0932 | 0935 | | 0948 | 0957 |
| Spondon (SPO) | d | | | 0823 | | | | | | | | | 0923 | | | | | | |
| Long Eaton (LGE) | d | | 0818 | 0830 | 0840a | 0848 | 0856 | | | | | | 0930 | | 0940a | 0945 | | 0957 | |
| Attenborough (ATB) | d | 0819 | | | | | 0906 | | | | | | | | | | 1006 | | |
| Beeston (BEE) | d | 0823 | 0827 | 0839 | | 0850 | 0858 | 0910 | | | 0920 | 0938 | 0945 | | 0953 | | 1010 | | |
| Nottingham (NOT) | 8 a | 0829 | 0833 | 0846 | | 0856 | 0904 | 0917 | | 0922 | 0926 | 0946 | 0951 | | 0959 | | 1017 | 1022 | |
| Newark Castle (NCT) | a | | | 0913 | | | | 0959 | | | | | 1015 | | | | 1101 | | |
| Lincoln (LCN) | a | | | 0944 | | | | 1027 | | | | | 1042 | | | | 1127 | | |
| Grimsby Town (GMB) | a | | | | | | | | | | | | 1137 | | | | | | |

NOTES (see introductory pages for explanation of train operator codes and standard symbols)

- a Arrival time
d Departure time
- B From Sheffield to London St Pancras Intl
C To Edinburgh
D From Leicester
F To Cleethorpes
G From London St Pancras Intl
H From Reading to Newcastle
J Also calls at Severn Tunnel Jn 0704 and Caldicot 0707
K From Plymouth to Edinburgh

Bristol, Cardiff, Birmingham, Crewe, Stoke-on-Trent, Matlock and Derby to Nottingham

Mondays to Fridays

| Operator Days of operation/Notes 1st Class/Reservations/Bus/Ferry Catering facilities | EM D | EM | EM G | EM B | XC ◇ | XC K ◇ | EM | XC ◇ | XC L ◇ | EM D | EM F | EM G | EM B | XC ◇ | XC K ◇ | EM | XC ◇ | EM D |
|--|---------|------|---------|---------|---------|--------------|------|---------|--------------|---------|---------|---------|---------|---------|--------------|------|---------|---------|
| Bristol Temple Meads (BRI) | 10 d | | | | | 0833 | | | | | | | | | 0933 | | | |
| Bristol Parkway (BPW) | 7 d | | | | | 0842 | | | | | | | | | 0942 | | | |
| Cardiff Central (CDF) | 7 d | | | | 0745 | | | | | | | | | 0845 | | | | |
| Newport (South Wales) (NWP) | d | | | | 0759 | | | | | | | | | 0859 | | | | |
| Chepstow (CPW) | d | | | | | | | | | | | | | 0916 | | | | |
| Lydney (LYD) | d | | | | 0823 | | | | | | | | | | | | | |
| Gloucester (GCR) | 7 d | | | | 0848 | | | | | | | | | 0949 | | | | |
| Cheltenham Spa (CNM) | d | | | | 0858 | 0912 | | | | | | | | 0959 | 1012 | | | |
| Ashchurch for Tewkesbury (ASC) | d | | | | | | | | | | | | | | | | | |
| Worcestershire Parkway (WOP) | d | | | | 0914 | 0926 | | | | | | | | 1014 | 1027 | | | |
| University (UNI) | d | | | | 0939 | | | | | | | | | 1039 | | | | |
| Birmingham New Street (BHM) | 12 d | | | | 0949 | 1003 | | 1009 | 1027 | | | | | 1049 | 1103 | | 1109 | |
| Water Orton (WTO) | d | | | | | | | | | | | | | | | | 1124 | |
| Wilnecote (WNE) | d | | | | | | | | | | | | | | | | 1128 | |
| Tamworth (TAM) | d | | | | 1006 | 1021e | | 1026 | | | | | | 1106 | | | 1140 | |
| Burton-on-Trent (BUT) | d | | | | 1018 | | | 1037 | | | | | | 1117 | 1126 | | | |
| Willington (WIL) | d | | | | | | | 1043 | | | | | | | | | | |
| Crewe (CRE) | 10 d | | | | | | 0926 | | | | | | | | | 1026 | | |
| Alsager (ASG) | d | | | | | | 0935 | | | | | | | | | 1035 | | |
| Kidsgrove (KDG) | d | | | | | | 0940 | | | | | | | | | 1040 | | |
| Longport (LPT) | d | | | | | | | | | | | | | | | | | |
| Stoke-on-Trent (SOT) | d | | | | | | 0949 | | | | | | | | | 1049 | | |
| Longton (LGN) | d | | | | | | 0955 | | | | | | | | | 1055 | | |
| Blythe Bridge (BYB) | d | | | | | | 1001 | | | | | | | | | 1101 | | |
| Uttoxeter (UTT) | d | | | | | | 1014 | | | | | | | | | 1114 | | |
| Tutbury & Hatton (TUT) | d | | | | | | 1024 | | | | | | | | | 1124 | | |
| Peartree (PEA) | d | | | | | | | | | | | | | | | | | |
| Matlock (MAT) | d | | 0941 | | | | | | | | 1041 | | | | | | | |
| Matlock Bath (MTB) | d | | 0944 | | | | | | | | 1044 | | | | | | | |
| Cromford (CMF) | d | | 0947 | | | | | | | | 1047 | | | | | | | |
| Whatstandwell (WTS) | d | | 0953 | | | | | | | | 1053 | | | | | | | |
| Ambergate (AMB) | d | | 0959 | | | | | | | | 1059 | | | | | | | |
| Belper (BLP) | d | | 1005 | | | | | | | | 1105 | | | | | | | |
| Duffield (DFI) | d | | 1010 | | | | | | | | 1110 | | | | | | | |
| Derby (DBY) | 6 a | | 1017 | | 1031 | 1041 | 1040 | 1052 | 1057 | | 1117 | | | 1131 | 1136 | 1141 | 1151 | |
| Derby (DBY) | 6 d | | 1018 | | 1032 | 1036 | 1047 | 1059 | | | 1118 | | 1132 | 1136 | | 1147 | 1159 | |
| Spondon (SPO) | d | | 1023 | | | | | | | | 1123 | | | | | | | |
| Long Eaton (LGE) | d | | 1030 | | 1040a | 1045 | 1057 | | | | 1130 | | 1140a | 1145 | | 1156 | | |
| Attenborough (ATB) | d | 1015 | | | | | 1106 | | | 1115 | | | | | | 1206 | | 1215 |
| Beeston (BEE) | d | 1019 | 1038 | 1045 | | 1053 | 1110 | | | 1119 | 1138 | 1144 | | 1155e | | 1210 | | 1219 |
| Nottingham (NOT) | 8 a | 1026 | 1046 | 1052 | | 1100 | 1117 | 1122 | | 1126 | 1146 | 1150 | | 1201 | | 1217 | 1222 | 1226 |
| Newark Castle (NCT) | a | | 1113 | | | | 1159 | | | | 1215 | | | | | 1301 | | |
| Lincoln (LCN) | a | | 1144 | | | | 1227 | | | | 1242 | | | | | 1327 | | |
| Grimsby Town (GMB) | a | | | | | | | | | | 1337 | | | | | | | |

NOTES (see introductory pages for explanation of train operator codes and standard symbols)

- a Arrival time
d Departure time
e Arrives 3 minutes earlier

- B From Sheffield to London St Pancras Intl
D From Leicester
F To Cleethorpes
G From London St Pancras Intl
K From Plymouth to Edinburgh
L From Southampton Central to Newcastle

Bristol, Cardiff, Birmingham, Crewe, Stoke-on-Trent, Matlock and Derby to Nottingham

Mondays to Fridays

| Operator Days of operation/Notes 1st Class/Reservations/Bus/Ferry Catering facilities | EM | EM G | EM B | XC ◇ | XC C 1◇ | XC K 1◇ | EM | XC ◇ | XC H 1◇ | EM D | EM F | EM B | EM G | XC ◇ | XC M 1◇ | EM | XC ◇ | XC N 1◇ |
|--|------|---------|---------|---------|---------------|---------------|------|---------|---------------|---------|---------|---------|---------|---------|---------------|------|---------|---------------|
| Bristol Temple Meads (BRI) | 10 d | | | | | 1033 | | | | | | | | | 1133 | | | |
| Bristol Parkway (BPW) | 7 d | | | | | 1042 | | | | | | | | | 1142 | | | |
| Cardiff Central (CDF) | 7 d | | | | 0945 | | | | | | | | | 1045 | | | | |
| Newport (South Wales) (NWP) | d | | | | 0959 | | | | | | | | | 1059 | | | | |
| Chepstow (CPW) | d | | | | 1016 | | | | | | | | | | | | | |
| Lydney (LYD) | d | | | | | | | | | | | | | 1123 | | | | |
| Gloucester (GCR) | 7 d | | | | 1049 | | | | | | | | | 1149 | | | | |
| Cheltenham Spa (CNM) | d | | | | 1059 | 1112 | | | | | | | | 1159 | 1212 | | | |
| Ashchurch for Tewkesbury (ASC) | d | | | | | | | | | | | | | | | | | |
| Worcestershire Parkway (WOP) | d | | | | 1114 | 1126 | | | | | | | | 1214 | 1227 | | | |
| University (UNI) | d | | | | 1139 | | | | | | | | | 1239 | | | | |
| Birmingham New Street (BHM) | 12 d | | | 1149 | 1203 | | 1209 | 1225 | | | | | | 1249 | 1303 | | 1309 | 1328 |
| Water Orton (WTO) | d | | | | | | | | | | | | | | | | 1326 | |
| Wilnecote (WNE) | d | | | | | | | | | | | | | | | | 1330 | |
| Tamworth (TAM) | d | | | 1206 | 1219 | | 1227 | | | | | | | 1306 | | | 1341 | |
| Burton-on-Trent (BUT) | d | | | 1218 | 1230 | | 1239 | | | | | | | 1318 | 1326 | | | |
| Willington (WIL) | d | | | | | | 1245 | | | | | | | | | | | |
| Crewe (CRE) | 10 d | | | | | | 1126 | | | | | | | | | 1226 | | |
| Alsager (ASG) | d | | | | | | 1135 | | | | | | | | | 1235 | | |
| Kidsgrove (KDG) | d | | | | | | 1140 | | | | | | | | | 1240 | | |
| Longport (LPT) | d | | | | | | | | | | | | | | | | | |
| Stoke-on-Trent (SOT) | d | | | | | | 1149 | | | | | | | | | 1249 | | |
| Longton (LGN) | d | | | | | | 1155 | | | | | | | | | 1255 | | |
| Blythe Bridge (BYB) | d | | | | | | 1201 | | | | | | | | | 1301 | | |
| Uttoxeter (UTT) | d | | | | | | 1214 | | | | | | | | | 1314 | | |
| Tutbury & Hatton (TUT) | d | | | | | | 1224 | | | | | | | | | 1324 | | |
| Peartree (PEA) | d | | | | | | | | | | | | | | | | | |
| Matlock (MAT) | d | 1141 | | | | | | | | | 1241 | | | | | | | |
| Matlock Bath (MTB) | d | 1144 | | | | | | | | | 1244 | | | | | | | |
| Cromford (CMF) | d | 1147 | | | | | | | | | 1247 | | | | | | | |
| Whatstandwell (WTS) | d | 1153 | | | | | | | | | 1253 | | | | | | | |
| Ambergate (AMB) | d | 1159 | | | | | | | | | 1259 | | | | | | | |
| Belper (BLP) | d | 1205 | | | | | | | | | 1305 | | | | | | | |
| Duffield (DFI) | d | 1210 | | | | | | | | | 1310 | | | | | | | |
| Derby (DBY) | 6 a | 1217 | | 1230 | 1241 | 1241 | 1253 | 1256 | | | 1317 | | | 1330 | 1336 | 1340 | 1354 | 1358 |
| Derby (DBY) | 6 d | 1218 | | 1232 | 1237 | 1247 | 1259 | | | | 1318 | 1332 | | 1336 | | 1347 | 1359 | |
| Spondon (SPO) | d | 1223 | | | | | | | | | 1323 | | | | | | | |
| Long Eaton (LGE) | d | 1230 | | 1240a | 1248e | 1256 | | | | | 1330 | 1340a | | 1345 | | 1356 | | |
| Attenborough (ATB) | d | | | | | 1306 | | | 1315 | | | | | | | 1406 | | |
| Beeston (BEE) | d | 1238 | 1244 | | 1256 | 1310 | | | 1319 | 1338 | | 1344 | 1353 | | | 1410 | | |
| Nottingham (NOT) | 8 a | 1246 | 1250 | | 1302 | 1317 | 1322 | | 1326 | 1346 | | 1350 | 1359 | | | 1417 | 1421 | |
| Newark Castle (NCT) | a | 1313 | | | | 1359 | | | | | 1415 | | | | | 1501 | | |
| Lincoln (LCN) | a | 1344 | | | | 1427 | | | | | 1442 | | | | | 1527 | | |
| Grimsby Town (GMB) | a | | | | | | | | | | 1537 | | | | | | | |

NOTES (see introductory pages for explanation of train operator codes and standard symbols)

- a Arrival time
d Departure time
e Arrives 3 minutes earlier

- B From Sheffield to London St Pancras Intl
C To Edinburgh
D From Leicester
F To Cleethorpes
G From London St Pancras Intl
H From Reading to Newcastle
K From Plymouth to Edinburgh
M From Plymouth to Aberdeen
N From Reading to York

Bristol, Cardiff, Birmingham, Crewe, Stoke-on-Trent, Matlock and Derby to Nottingham

Mondays to Fridays

| Operator Days of operation/Notes 1st Class/Reservations/Bus/Ferry Catering facilities | EM D | EM | EM B | EM G | XC ◇ | XC K ◇ | EM | XC ◇ | XC P ◇ | EM D | EM F | EM B | EM G | XC ◇ | XC Q ◇ | EM | XC ◇ | EM D |
|--|---------|------|---------|---------|---------|--------------|------|---------|--------------|---------|---------|---------|---------|---------|--------------|------|---------|---------|
| Bristol Temple Meads (BRI) | 10 d | | | | | 1233 | | | | | | | | | 1333 | | | |
| Bristol Parkway (BPW) | 7 d | | | | | 1241 | | | | | | | | | 1342 | | | |
| Cardiff Central (CDF) | 7 d | | | | 1145 | | | | | | | | | 1245 | | | | |
| Newport (South Wales) (NWP) | d | | | | 1159 | | | | | | | | | 1259 | | | | |
| Chepstow (CPW) | d | | | | 1216 | | | | | | | | | 1316 | | | | |
| Lydney (LYD) | d | | | | | | | | | | | | | | | | | |
| Gloucester (GCR) | 7 d | | | | 1245 | | | | | | | | | 1349 | | | | |
| Cheltenham Spa (CNM) | d | | | | 1255 | 1312 | | | | | | | | 1359 | 1412 | | | |
| Ashchurch for Tewkesbury (ASC) | d | | | | 1303 | | | | | | | | | | | | | |
| Worcestershire Parkway (WOP) | d | | | | 1314 | 1326 | | | | | | | | 1414 | 1426 | | | |
| University (UNI) | d | | | | 1339 | | | | | | | | | 1439 | | | | |
| Birmingham New Street (BHM) | 12 d | | | | 1349 | 1403 | | 1409 | 1428 | | | | | 1449 | 1503 | | 1509 | |
| Water Orton (WTO) | d | | | | | | | | | | | | | | | | | |
| Wilnecote (WNE) | d | | | | | | | 1424 | | | | | | | | | 1524 | |
| Tamworth (TAM) | d | | | | 1408 | 1421 | | 1429 | | | | | | 1506 | | | 1528 | |
| Burton-on-Trent (BUT) | d | | | | 1420 | | | 1442 | | | | | | 1518 | 1525 | | 1540 | |
| Willington (WIL) | d | | | | | | | | | | | | | | | | 1546 | |
| Crewe (CRE) | 10 d | | | | | | 1325 | | | | | | | | | 1426 | | |
| Alsager (ASG) | d | | | | | | 1335 | | | | | | | | | 1435 | | |
| Kidsgrove (KDG) | d | | | | | | 1340 | | | | | | | | | 1440 | | |
| Longport (LPT) | d | | | | | | | | | | | | | | | | | |
| Stoke-on-Trent (SOT) | d | | | | | | 1349 | | | | | | | | | 1449 | | |
| Longton (LGN) | d | | | | | | 1355 | | | | | | | | | 1455 | | |
| Blythe Bridge (BYB) | d | | | | | | 1401 | | | | | | | | | 1501 | | |
| Uttoxeter (UTT) | d | | | | | | 1414 | | | | | | | | | 1514 | | |
| Tutbury & Hatton (TUT) | d | | | | | | 1424 | | | | | | | | | 1524 | | |
| Peartree (PEA) | d | | | | | | | | | | | | | | | | | |
| Matlock (MAT) | d | | 1341 | | | | | | | | 1441 | | | | | | | |
| Matlock Bath (MTB) | d | | 1344 | | | | | | | | 1444 | | | | | | | |
| Cromford (CMF) | d | | 1347 | | | | | | | | 1447 | | | | | | | |
| Whatstandwell (WTS) | d | | 1353 | | | | | | | | 1453 | | | | | | | |
| Ambergate (AMB) | d | | 1359 | | | | | | | | 1459 | | | | | | | |
| Belper (BLP) | d | | 1405 | | | | | | | | 1505 | | | | | | | |
| Duffield (DFI) | d | | 1410 | | | | | | | | 1510 | | | | | | | |
| Derby (DBY) | 6 a | | 1417 | | 1432 | 1441 | 1441 | 1453 | 1458 | | 1517 | | | 1530 | 1536 | 1540 | 1554 | |
| Derby (DBY) | 6 d | | 1418 | 1432 | 1437 | | 1447 | 1459 | | | 1518 | 1532 | | 1536 | | 1548 | 1559 | |
| Spondon (SPO) | d | | 1423 | | | | | | | | 1523 | | | | | | | |
| Long Eaton (LGE) | d | | 1430 | 1440a | 1448e | | 1456 | | | | 1530 | 1540a | | 1545 | | 1557 | | |
| Attenborough (ATB) | d | 1415 | | | | | 1506 | | | 1515 | | | | | | 1606 | | 1615 |
| Beeston (BEE) | d | 1419 | 1438 | | 1444 | 1456 | 1510 | | | 1519 | 1538 | | 1544 | 1553 | | 1610 | | 1619 |
| Nottingham (NOT) | 8 a | 1426 | 1446 | | 1450 | 1502 | 1517 | 1522 | 1526 | 1546 | | 1550 | 1559 | | 1617 | 1622 | 1626 | |
| Newark Castle (NCT) | a | | 1513 | | | | 1559 | | | | 1615 | | | | | 1701 | | |
| Lincoln (LCN) | a | | 1544 | | | | 1627 | | | | 1642 | | | | | 1727 | | |
| Grimsby Town (GMB) | a | | | | | | | | | | 1737 | | | | | | | |

NOTES (see introductory pages for explanation of train operator codes and standard symbols)

- a Arrival time
d Departure time
e Arrives 3 minutes earlier

- B From Sheffield to London St Pancras Intl
D From Leicester
F To Cleethorpes
G From London St Pancras Intl
K From Plymouth to Edinburgh
P To Newcastle
Q From Plymouth to Glasgow Central

Bristol, Cardiff, Birmingham, Crewe, Stoke-on-Trent, Matlock and Derby to Nottingham

Mondays to Fridays

| Operator Days of operation/Notes 1st Class/Reservations/Bus/Ferry Catering facilities | EM | EM G | EM B | XC ◇ | XC Q 1◇ | EM | EM D | XC ◇ | XC H 1◇ | EM F | EM G | EM B | XC ◇ | XC R 1◇ | EM | EM D | XC ◇ | XC N 1◇ |
|--|------|---------|---------|---------|---------------|------|---------|---------|---------------|---------|---------|---------|---------|---------------|------|---------|---------|---------------|
| Bristol Temple Meads (BRI) | 10 d | | | | 1433 | | | | | | | | | 1533 | | | | |
| Bristol Parkway (BPW) | 7 d | | | | 1442 | | | | | | | | | 1542 | | | | |
| Cardiff Central (CDF) | 7 d | | | | 1345 | | | | | | | | 1445 | | | | | |
| Newport (South Wales) (NWP) | d | | | | 1359 | | | | | | | | 1459 | | | | | |
| Chepstow (CPW) | d | | | | | | | | | | | | 1516 | | | | | |
| Lydney (LYD) | d | | | | 1423 | | | | | | | | | | | | | |
| Gloucester (GCR) | 7 d | | | | 1449 | | | | | | | | 1549 | | | | | |
| Cheltenham Spa (CNM) | d | | | | 1459 | 1512 | | | | | | | 1559 | 1612 | | | | |
| Ashchurch for Tewkesbury (ASC) | d | | | | | | | | | | | | | | | | | |
| Worcestershire Parkway (WOP) | d | | | | 1514 | 1526 | | | | | | | 1614 | 1626 | | | | |
| University (UNI) | d | | | | 1539 | | | | | | | | 1639 | | | | | |
| Birmingham New Street (BHM) | 12 d | | | | 1549 | 1603 | | 1609 | 1628 | | | | 1649 | 1703 | | | 1709 | 1728 |
| Water Orton (WTO) | d | | | | | | | 1628 | | | | | | | | | 1719 | |
| Wilnecote (WNE) | d | | | | | | | 1632 | | | | | | | | | 1728 | |
| Tamworth (TAM) | d | | | | 1606 | 1621 | | 1632 | | | | | 1706 | | | | 1732 | |
| Burton-on-Trent (BUT) | d | | | | 1617 | | | 1643 | | | | | 1719 | 1726 | | | 1743 | |
| Willington (WIL) | d | | | | | | | | | | | | | | | | | |
| Crewe (CRE) | 10 d | | | | | 1526 | | | | | | | | | 1626 | | | |
| Alsager (ASG) | d | | | | | 1535 | | | | | | | | | 1635 | | | |
| Kidsgrove (KDG) | d | | | | | 1540 | | | | | | | | | 1640 | | | |
| Longport (LPT) | d | | | | | | | | | | | | | | | | | |
| Stoke-on-Trent (SOT) | d | | | | | 1549 | | | | | | | | | 1649 | | | |
| Longton (LGN) | d | | | | | 1555 | | | | | | | | | 1655 | | | |
| Blythe Bridge (BYB) | d | | | | | 1601 | | | | | | | | | 1701 | | | |
| Uttoxeter (UTT) | d | | | | | 1614 | | | | | | | | | 1714 | | | |
| Tutbury & Hatton (TUT) | d | | | | | 1624 | | | | | | | | | 1724 | | | |
| Peartree (PEA) | d | | | | | | | | | | | | | | 1736 | | | |
| Matlock (MAT) | d | 1541 | | | | | | | 1641 | | | | | | | | | |
| Matlock Bath (MTB) | d | 1544 | | | | | | | 1644 | | | | | | | | | |
| Cromford (CMF) | d | 1547 | | | | | | | 1647 | | | | | | | | | |
| Whatstandwell (WTS) | d | 1553 | | | | | | | 1653 | | | | | | | | | |
| Ambergate (AMB) | d | 1559 | | | | | | | 1659 | | | | | | | | | |
| Belper (BLP) | d | 1605 | | | | | | | 1705 | | | | | | | | | |
| Duffield (DFI) | d | 1610 | | | | | | | 1710 | | | | | | | | | |
| Derby (DBY) | 6 a | 1617 | | 1630 | 1641 | 1640 | | 1655 | 1658 | 1717 | | | 1731 | 1737 | 1743 | | 1755 | 1758 |
| Derby (DBY) | 6 d | 1618 | | 1632 | 1636 | 1647 | | 1701 | | 1718 | | 1734 | 1736 | | 1747 | | 1802 | |
| Spondon (SPO) | d | 1623 | | | | | | | | 1723 | | | | | | | | |
| Long Eaton (LGE) | d | 1630 | | 1640a | 1645 | 1656 | | 1710 | | 1730 | | 1741a | 1747 | | 1756 | | 1811 | |
| Attenborough (ATB) | d | | | | | 1706 | 1712 | | | | | | | | 1803 | 1815 | | |
| Beeston (BEE) | d | 1638 | 1644 | | 1653 | 1710 | 1716 | 1720 | | 1738 | 1743 | | 1755 | | 1807 | 1819 | 1823 | |
| Nottingham (NOT) | 8 a | 1646 | 1650 | | 1700 | 1717 | 1723 | 1727 | | 1746 | 1750 | | 1802 | | 1814 | 1826 | 1830 | |
| Newark Castle (NCT) | a | 1719 | | | | 1758 | | | | 1813 | | | | | 1901 | | | |
| Lincoln (LCN) | a | 1751 | | | | 1834 | | | | 1840 | | | | | 1933 | | | |
| Grimsby Town (GMB) | a | | | | | | | | | 1937 | | | | | | | | |

NOTES (see introductory pages for explanation of train operator codes and standard symbols)

- a Arrival time
d Departure time
- B From Sheffield to London St Pancras Intl
D From Leicester
F To Cleethorpes
G From London St Pancras Intl
H From Reading to Newcastle
N From Reading to York
Q From Plymouth to Glasgow Central
R From Penzance to Edinburgh

Bristol, Cardiff, Birmingham, Crewe, Stoke-on-Trent, Matlock and Derby to Nottingham

Mondays to Fridays

| Operator Days of operation/Notes 1st Class/Reservations/Bus/Ferry Catering facilities | EM B | EM | EM G | EM B | XC ◇ | XC K 11◇ | EM | XC ◇ | EM D | EM | EM G | EM B | XC ◇ | XC S 11◇ | EM | XC ◇ | XC N 11◇ | EM D |
|--|---------|------|---------|---------|---------|----------------|------|---------|---------|------|---------|---------|---------|----------------|------|---------|----------------|---------|
| Bristol Temple Meads (BRI) | 10 d | | | | | 1633 | | | | | | | | 1733 | | | | |
| Bristol Parkway (BPW) | 7 d | | | | | 1642 | | | | | | | | 1742 | | | | |
| Cardiff Central (CDF) | 7 d | | | | 1545 | | | | | | | | 1645 | | | | | |
| Newport (South Wales) (NWP) | d | | | | 1559 | | | | | | | | 1659 | | | | | |
| Chepstow (CPW) | d | | | | 1616 | | | | | | | | | | | | | |
| Lydney (LYD) | d | | | | | | | | | | | | 1723 | | | | | |
| Gloucester (GCR) | 7 d | | | | 1645 | | | | | | | | 1749 | | | | | |
| Cheltenham Spa (CNM) | d | | | | 1655 | 1712 | | | | | | | 1759 | 1812 | | | | |
| Ashchurch for Tewkesbury (ASC) | d | | | | 1703 | | | | | | | | | | | | | |
| Worcestershire Parkway (WOP) | d | | | | 1714 | 1726 | | | | | | | 1814 | 1826 | | | | |
| University (UNI) | d | | | | 1739 | | | | | | | | 1839 | | | | | |
| Birmingham New Street (BHM) | 12 d | | | | 1749 | 1803 | | 1809 | | | | | 1849 | 1903 | | 1909 | 1927 | |
| Water Orton (WTO) | d | | | | | | | | | | | | | | | | | |
| Wilnecote (WNE) | d | | | | | | | 1824 | | | | | | | | | | |
| Tamworth (TAM) | d | | | | 1806 | 1820 | | 1828 | | | | | 1908 | 1920 | | 1926 | | |
| Burton-on-Trent (BUT) | d | | | | 1818 | | | 1840 | | | | | 1921 | 1931 | | 1937 | | |
| Willington (WIL) | d | | | | | | | 1846 | | | | | | | | 1943 | | |
| Crewe (CRE) | 10 d | | | | | | 1726 | | | | | | | | 1826 | | | |
| Alsager (ASG) | d | | | | | | 1735 | | | | | | | | 1835 | | | |
| Kidsgrove (KDG) | d | | | | | | 1740 | | | | | | | | 1840 | | | |
| Longport (LPT) | d | | | | | | | | | | | | | | | | | |
| Stoke-on-Trent (SOT) | d | | | | | | 1749 | | | | | | | | 1849 | | | |
| Longton (LGN) | d | | | | | | 1755 | | | | | | | | 1855 | | | |
| Blythe Bridge (BYB) | d | | | | | | 1801 | | | | | | | | 1901 | | | |
| Uttoxeter (UTT) | d | | | | | | 1814 | | | | | | | | 1914 | | | |
| Tutbury & Hatton (TUT) | d | | | | | | 1824 | | | | | | | | 1924 | | | |
| Peartree (PEA) | d | | | | | | | | | | | | | | | | | |
| Matlock (MAT) | d | | 1741 | | | | | | | 1841 | | | | | | | | |
| Matlock Bath (MTB) | d | | 1744 | | | | | | | 1844 | | | | | | | | |
| Cromford (CMF) | d | | 1747 | | | | | | | 1847 | | | | | | | | |
| Whatstandwell (WTS) | d | | 1753 | | | | | | | 1853 | | | | | | | | |
| Ambergate (AMB) | d | | 1759 | | | | | | | 1859 | | | | | | | | |
| Belper (BLP) | d | 1758 | 1805 | | | | | | | 1905 | | | | | | | | |
| Duffield (DFI) | d | | 1810 | | | | | | | 1910 | | | | | | | | |
| Derby (DBY) | 6 a | 1808 | 1817 | | 1829 | 1842 | 1840 | 1855 | | 1917 | | | 1932 | 1942 | 1940 | 1952 | 1958 | |
| Derby (DBY) | 6 d | | 1818 | | 1832 | 1836 | | 1847 | 1901 | | 1918 | | 1932 | 1936 | | 1947 | 1957 | |
| Spondon (SPO) | d | | 1823 | | | | | | | 1923 | | | | | | | | |
| Long Eaton (LGE) | d | | 1830 | | 1840a | 1845 | | 1856 | 1910 | | 1930 | | 1940a | 1945 | | 1956 | | |
| Attenborough (ATB) | d | | | | | | | 1903 | | 1925 | | | | | | 2003 | | 2020 |
| Beeston (BEE) | d | | 1841 | 1849 | | 1854 | | 1907 | 1919 | 1929 | 1938 | 1949 | | 1953 | | 2007 | | 2024 |
| Nottingham (NOT) | 8 a | | 1847 | 1855 | | 1901 | | 1913 | 1926 | 1936 | 1945 | 1957 | | 2000 | | 2017 | 2018 | 2030 |
| Newark Castle (NCT) | a | | 1919 | | | | | | | | 2022 | | | | | | | |
| Lincoln (LCN) | a | | 1951 | | | | | | | | 2055 | | | | | | | |
| Grimsby Town (GMB) | a | | | | | | | | | | | | | | | | | |

NOTES (see introductory pages for explanation of train operator codes and standard symbols)

- a Arrival time
d Departure time
- B From Sheffield to London St Pancras Intl
D From Leicester
G From London St Pancras Intl
K From Plymouth to Edinburgh
N From Reading to York
S From Plymouth to Newcastle

Bristol, Cardiff, Birmingham, Crewe, Stoke-on-Trent, Matlock and Derby to Nottingham

Mondays to Fridays

| Operator Days of operation/Notes 1st Class/Reservations/Bus/Ferry Catering facilities | EM F | EM G | EM B | XC ◇ | XC T 1◇ ⚡ | EM | EM D | EM | EM B | EM G | XC ◇ | XC T 1◇ ⚡ | EM | EM U | EM | EM G | EM B | EM |
|--|---------|---------|---------|---------|--------------------|------|---------|------|---------|---------|---------|--------------------|------|---------|------|---------|---------|------|
| Bristol Temple Meads (BRI) | 10 d | | | | 1833 | | | | | | | 1933 | | | | | | |
| Bristol Parkway (BPW) | 7 d | | | | 1842 | | | | | | | 1942 | | | | | | |
| Cardiff Central (CDF) | 7 d | | | | 1745 | | | | | | | 1845 | | | | | | |
| Newport (South Wales) (NWP) | d | | | | 1759 | | | | | | | 1859 | | | | | | |
| Chepstow (CPW) | d | | | | 1816 | | | | | | | 1916 | | | | | | |
| Lydney (LYD) | d | | | | | | | | | | | | | | | | | |
| Gloucester (GCR) | 7 d | | | | 1845 | | | | | | | 1949 | | | | | | |
| Cheltenham Spa (CNM) | d | | | | 1855 | 1912 | | | | | | 1959 | 2012 | | | | | |
| Ashchurch for Tewkesbury (ASC) | d | | | | 1903 | | | | | | | | | | | | | |
| Worcestershire Parkway (WOP) | d | | | | 1914 | 1926 | | | | | | 2014 | 2026 | | | | | |
| University (UNI) | d | | | | 1939 | | | | | | | 2039 | | | | | | |
| Birmingham New Street (BHM) | 12 d | | | | 1949 | 2003 | | | | | | 2049 | 2103 | | | | | |
| Water Orton (WTO) | d | | | | | | | | | | | | | | | | | |
| Wilnecote (WNE) | d | | | | 2004 | | | | | | | 2104 | | | | | | |
| Tamworth (TAM) | d | | | | 2008 | 2020 | | | | | | 2109 | 2127 | | | | | |
| Burton-on-Trent (BUT) | d | | | | 2020 | | | | | | | 2121 | 2137 | | | | | |
| Willington (WIL) | d | | | | | | | | | | | 2127 | | | | | | |
| Crewe (CRE) | 10 d | | | | | 1926 | | | | | | | 2026 | | | | | 2126 |
| Alsager (ASG) | d | | | | | 1935 | | | | | | | 2035 | | | | | 2135 |
| Kidsgrove (KDG) | d | | | | | 1940 | | | | | | | 2040 | | | | | 2140 |
| Longport (LPT) | d | | | | | | | | | | | | | | | | | |
| Stoke-on-Trent (SOT) | d | | | | | 1949 | | | | | | | 2049 | | | | | 2149 |
| Longton (LGN) | d | | | | | 1955 | | | | | | | 2055 | | | | | 2155 |
| Blythe Bridge (BYB) | d | | | | | 2001 | | | | | | | 2101 | | | | | 2201 |
| Uttoxeter (UTT) | d | | | | | 2014 | | | | | | | 2114 | | | | | 2214 |
| Tutbury & Hatton (TUT) | d | | | | | 2024 | | | | | | | 2124 | | | | | 2224 |
| Peartree (PEA) | d | | | | | | | | | | | | 2138 | | | | | |
| Matlock (MAT) | d | 1941 | | | | | | | 2041 | | | | | | 2130 | | | |
| Matlock Bath (MTB) | d | 1944 | | | | | | | 2044 | | | | | | 2133 | | | |
| Cromford (CMF) | d | 1947 | | | | | | | 2047 | | | | | | 2136 | | | |
| Whatstandwell (WTS) | d | 1953 | | | | | | | 2053 | | | | | | 2142 | | | |
| Ambergate (AMB) | d | 1959 | | | | | | | 2059 | | | | | | 2148 | | | |
| Belper (BLP) | d | 2005 | | | | | | | 2105 | | | | | | 2154 | | | |
| Duffield (DFI) | d | 2010 | | | | | | | 2109 | | | | | | 2159 | | | |
| Derby (DBY) | 6 a | 2017 | | 2031 | 2041 | 2039 | | | 2116 | | | 2139 | 2148 | 2142 | 2206 | | | 2242 |
| Derby (DBY) | 6 d | 2018 | | 2032 | 2038 | 2050 | | | 2120 | 2132 | | 2143 | | 2152 | | 2208 | 2220 | 2247 |
| Spondon (SPO) | d | 2023 | | | | | | | 2125 | | | 2147 | | | 2213 | | | |
| Long Eaton (LGE) | d | 2030 | | 2039a | 2047 | 2059 | | | 2132 | 2140a | | 2154 | | 2203 | | 2220 | 2228a | 2258 |
| Attenborough (ATB) | d | | | | | 2113 | 2122 | | | | | | 2212 | 2216 | | | | 2308 |
| Beeston (BEE) | d | 2038 | 2046 | | 2055 | 2117 | 2126 | 2144 | | 2150 | 2202 | | 2216 | 2220 | 2228 | 2241 | | 2312 |
| Nottingham (NOT) | 8 a | 2046 | 2053 | | 2101 | 2123 | 2133 | 2151 | | 2156 | 2208 | | 2223 | 2227 | 2237 | 2247 | | 2320 |
| Newark Castle (NCT) | a | 2120 | | | | 2157 | | | | | | | 2307 | | | | | |
| Lincoln (LCN) | a | 2151 | | | | 2228 | | | | | | | 2338 | | | | | |
| Grimsby Town (GMB) | a | 2251 | | | | | | | | | | | | | | | | |

NOTES (see introductory pages for explanation of train operator codes and standard symbols)

- a Arrival time
d Departure time
- B From Sheffield to London St Pancras Intl
D From Leicester
F To Cleethorpes
G From London St Pancras Intl
T From Plymouth to Leeds
U From Peterborough

Bristol, Cardiff, Birmingham, Crewe, Stoke-on-Trent, Matlock and Derby to Nottingham

Mondays to Fridays

| Operator Days of operation/Notes | XC V | EM D | EM | EM W | XC ◇ | EM TSM G | EM | EM TSM G |
|---|---------|---------|------|---------|---------|----------------|-------|----------------|
| 1st Class/Reservations/Bus/Ferry Catering facilities | ◇ | | | ⚓ | ◇ | ⚓ | | ⚓ |
| Bristol Temple Meads (BRI) | 10 d | | | | | | | |
| Bristol Parkway (BPW) | 7 d | | | | | | | |
| Cardiff Central (CDF) | 7 d | 1950 | | | | | | |
| Newport (South Wales) (NWP) | d | 2003 | | | | | | |
| Chepstow (CPW) | d | 2024 | | | | | | |
| Lydney (LYD) | d | 2033 | | | | | | |
| Gloucester (GCR) | 7 d | 2056 | | | | | | |
| Cheltenham Spa (CNM) | d | 2107 | | | | | | |
| Ashchurch for Tewkesbury (ASC) | d | | | | | | | |
| Worcestershire Parkway (WOP) | d | 2121 | | | | | | |
| University (UNI) | d | 2148 | | | | | | |
| Birmingham New Street (BHM) | 12 d | 2203 | | | 2309 | | | |
| Water Orton (WTO) | d | | | | | | | |
| Wilnecote (WNE) | d | | | | 2324 | | | |
| Tamworth (TAM) | d | 2227 | | | 2328 | | | |
| Burton-on-Trent (BUT) | d | 2239 | | | 2340 | | | |
| Willington (WIL) | d | | | | 2346 | | | |
| Crewe (CRE) | 10 d | | | | | | | |
| Alsager (ASG) | d | | | | | | | |
| Kidsgrove (KDG) | d | | | | | | | |
| Longport (LPT) | d | | | | | | | |
| Stoke-on-Trent (SOT) | d | | | | | | | |
| Longton (LGN) | d | | | | | | | |
| Blythe Bridge (BYB) | d | | | | | | | |
| Uttoxeter (UTT) | d | | | | | | | |
| Tutbury & Hatton (TUT) | d | | | | | | | |
| Peartree (PEA) | d | | | | | | | |
| Matlock (MAT) | d | | 2220 | | | | 2320 | |
| Matlock Bath (MTB) | d | | 2223 | | | | 2323 | |
| Cromford (CMF) | d | | 2226 | | | | 2326 | |
| Whatstandwell (WTS) | d | | 2232 | | | | 2331 | |
| Ambergate (AMB) | d | | 2238 | | | | 2338e | |
| Belper (BLP) | d | | 2244 | 2300 | | | 2343 | |
| Duffield (DFI) | d | | 2248 | | | | 2348 | |
| Derby (DBY) | 6 a | 2250 | 2255 | 2308 | 2354 | | 2355 | |
| Derby (DBY) | 6 d | 2258 | 2309 | | 2358 | | 0002 | |
| Spondon (SPO) | d | 2302 | 2314 | | | | 0006 | |
| Long Eaton (LGE) | d | 2309 | 2321 | | | | 0013 | |
| Attenborough (ATB) | d | 2316 | 2324 | 2328 | | | 0020 | |
| Beeston (BEE) | d | 2320 | 2328 | 2332 | | 0019 | 0024 | 0204 |
| Nottingham (NOT) | 8 a | 2326 | 2334 | 2341 | 0018 | 0027 | 0031 | 0210 |
| Newark Castle (NCT) | a | | | | | | | |
| Lincoln (LCN) | a | | | | | | | |
| Grimsby Town (GMB) | a | | | | | | | |

NOTES (see introductory pages for explanation of train operator codes and standard symbols)

a Arrival time
d Departure time
e Arrives 3 minutes earlier

D From Leicester
G From London St Pancras Intl
V Also calls at Severn Tunnel Jn 2013 and Caldicot 2016
W From Sheffield

TSM Tuesday to Saturday mornings

Bristol, Cardiff, Birmingham, Crewe, Stoke-on-Trent, Matlock and Derby to Nottingham

Saturdays

| Operator Days of operation/Notes 1st Class/Reservations/Bus/Ferry Catering facilities | EM A | EM A | EM | EM | EM B | XC C 11◇ | EM D | EM E | EM | XC ◇ | EM F | EM G | EM B | XC ◇ | XC C 11◇ | EM | EM D | XC ◇ |
|--|---------|---------|------|------|---------|----------------|---------|---------|------|---------|---------|---------|---------|---------|----------------|------|---------|---------|
| Bristol Temple Meads (BRI) | 10 d | | | | | | | | | | | | | | | | | |
| Bristol Parkway (BPW) | 7 d | | | | | | | | | | | | | | | | | |
| Cardiff Central (CDF) | 7 d | | | | | | | | | | | | | | | | | |
| Newport (South Wales) (NWP) | d | | | | | | | | | | | | | | | | | |
| Chepstow (CPW) | d | | | | | | | | | | | | | | | | | |
| Lydney (LYD) | d | | | | | | | | | | | | | | | | | |
| Gloucester (GCR) | 7 d | | | | | | | | | | | | | | | | | |
| Cheltenham Spa (CNM) | d | | | | | | | | | | | | | | | | | |
| Ashchurch for Tewkesbury (ASC) | d | | | | | | | | | | | | | | | | | |
| Worcestershire Parkway (WOP) | d | | | | | | | | | | | | | | | | | |
| University (UNI) | d | | | | | | | | | | | | | | | | | |
| Birmingham New Street (BHM) | 12 d | | | | | 0603 | | | | 0609 | | | | 0649 | 0703 | | | 0709 |
| Water Orton (WTO) | d | | | | | | | | | | | | | | | | | |
| Wilnecote (WNE) | d | | | | | | | | | 0625 | | | | | | | | 0724 |
| Tamworth (TAM) | d | | | | | 0619 | | | | 0629 | | | | 0706 | 0719 | | | 0728 |
| Burton-on-Trent (BUT) | d | | | | | 0630 | | | | 0640 | | | | 0717 | 0730 | | | 0741 |
| Willington (WIL) | d | | | | | | | | | 0646 | | | | | | | | 0747 |
| Crewe (CRE) | 10 d | | | | | | | | | | | | | | | | 0622 | |
| Alsager (ASG) | d | | | | | | | | | | | | | | | | 0631 | |
| Kidsgrove (KDG) | d | | | | | | | | | | | | | | | | 0636 | |
| Longport (LPT) | d | | | | | | | | | | | | | | | | | |
| Stoke-on-Trent (SOT) | d | | | | | | | | | | | | | | | | 0645 | |
| Longton (LGN) | d | | | | | | | | | | | | | | | | 0653e | |
| Blythe Bridge (BYB) | d | | | | | | | | | | | | | | | | 0659 | |
| Utttoxeter (UTT) | d | | | | | | | | | | | | | | | | 0712 | |
| Tutbury & Hatton (TUT) | d | | | | | | | | | | | | | | | | 0722 | |
| Peartree (PEA) | d | | | | | | | | | | | | | | | | 0734 | |
| Matlock (MAT) | d | | | | | | | | | 0618 | | | | | | | | |
| Matlock Bath (MTB) | d | | | | | | | | | 0621 | | | | | | | | |
| Cromford (CMF) | d | | | | | | | | | 0624 | | | | | | | | |
| Whatstandwell (WTS) | d | | | | | | | | | 0630 | | | | | | | | |
| Ambergate (AMB) | d | | | | | | | | | 0635 | | 0657 | | | | | | |
| Belper (BLP) | d | | | | | | | | | 0641 | | 0703 | | | | | | |
| Duffield (DFI) | d | | | | | | | | | 0646 | | 0708 | | | | | | |
| Derby (DBY) | 6 a | | | | | 0641 | | | | 0653 | 0657 | 0715 | | | 0729 | 0741 | 0740 | 0758 |
| Derby (DBY) | 6 d | 0447 | 0458 | 0524 | 0547 | 0629 | | | | 0654 | 0711 | 0717 | | 0732 | 0742 | | 0747 | 0808 |
| Spondon (SPO) | d | | | 0529 | 0552 | | | | | 0715 | 0722 | | | | | | 0753 | |
| Long Eaton (LGE) | d | 0454a | 0507 | 0536 | 0559 | 0637a | | | | 0703 | 0722 | 0729 | | 0739a | 0752 | | 0800 | 0817 |
| Attenborough (ATB) | d | | | 0543 | 0606 | | | 0657 | | 0711 | | | | | | | 0808 | 0816 |
| Beeston (BEE) | d | | | 0547 | 0610 | | | 0701 | 0710 | 0715 | 0733 | 0737 | 0744 | | 0800 | | 0812 | 0820 |
| Nottingham (NOT) | 8 a | | 0518 | 0555 | 0616 | | | 0711 | 0717 | 0722 | 0739 | 0744 | 0751 | | 0806 | | 0821 | 0826 |
| Newark Castle (NCT) | a | | | | 0703 | | | | | | | 0813 | | | | | 0901 | |
| Lincoln (LCN) | a | | | | 0736 | | | | | | | 0841 | | | | | 0927 | |
| Grimsby Town (GMB) | a | | | | | | | | | | | 0937 | | | | | | |

NOTES (see introductory pages for explanation of train operator codes and standard symbols)

- a Arrival time
d Departure time
e Arrives 3 minutes earlier

- A To London St Pancras Intl
B From Sheffield to London St Pancras Intl
C To Edinburgh
D From Leicester
E From Kettering
F To Cleethorpes
G From London St Pancras Intl

Bristol, Cardiff, Birmingham, Crewe, Stoke-on-Trent, Matlock and Derby to Nottingham

Saturdays

| Operator Days of operation/Notes 1st Class/Reservations/Bus/Ferry Catering facilities | EM | EM G | EM B | XC ◇ | XC C 1◇ | EM | XC ◇ | XC H 1◇ | EM D | EM F | EM G | EM B | XC J ◇ | XC K 1◇ | EM | XC ◇ | EM L | EM |
|--|------|---------|---------|---------|---------------|------|---------|---------------|---------|---------|---------|---------|--------------|---------------|------|---------|---------|------|
| Bristol Temple Meads (BRI) | 10 d | | | | 0615 | | | | | | | | | 0733 | | | | |
| Bristol Parkway (BPW) | 7 d | | | | 0624 | | | | | | | | | 0742 | | | | |
| Cardiff Central (CDF) | 7 d | | | | | | | | | | | | 0640 | | | | | |
| Newport (South Wales) (NWP) | d | | | | | | | | | | | | 0654 | | | | | |
| Chepstow (CPW) | d | | | | | | | | | | | | 0715 | | | | | |
| Lydney (LYD) | d | | | | | | | | | | | | 0724 | | | | | |
| Gloucester (GCR) | 7 d | | | | 0659 | | | | | | | | 0745 | | | | | |
| Cheltenham Spa (CNM) | d | | | | 0710 | | | | | | | | 0755 | 0812 | | | | |
| Ashchurch for Tewkesbury (ASC) | d | | | | | | | | | | | | 0803 | | | | | |
| Worcestershire Parkway (WOP) | d | | | | | | | | | | | | 0814 | 0826 | | | | |
| University (UNI) | d | | | | | | | | | | | | 0839 | | | | | |
| Birmingham New Street (BHM) | 12 d | | | | 0749 | 0803 | | 0809 | 0828 | | | | 0849 | 0903 | | 0909 | | |
| Water Orton (WTO) | d | | | | | | | | | | | | | | | | | |
| Wilnecote (WNE) | d | | | | | | | 0824 | | | | | | | | 0924 | | |
| Tamworth (TAM) | d | | | | 0806 | 0820 | | 0828 | | | | | 0906 | | | 0928 | | |
| Burton-on-Trent (BUT) | d | | | | 0817 | 0831 | | 0840 | | | | | 0917 | 0926 | | 0940 | | |
| Willington (WIL) | d | | | | | | | 0846 | | | | | | | | | | |
| Crewe (CRE) | 10 d | | | | | 0726 | | | | | | | | | 0826 | | | |
| Alsager (ASG) | d | | | | | 0735 | | | | | | | | | 0835 | | | |
| Kidsgrove (KDG) | d | | | | | 0740 | | | | | | | | | 0840 | | | |
| Longport (LPT) | d | | | | | | | | | | | | | | | | | |
| Stoke-on-Trent (SOT) | d | | | | | 0749 | | | | | | | | | 0849 | | | |
| Longton (LGN) | d | | | | | 0755 | | | | | | | | | 0855 | | | |
| Blythe Bridge (BYB) | d | | | | | 0801 | | | | | | | | | 0901 | | | |
| Uttoxeter (UTT) | d | | | | | 0814 | | | | | | | | | 0914 | | | |
| Tutbury & Hatton (TUT) | d | | | | | 0824 | | | | | | | | | 0924 | | | |
| Peartree (PEA) | d | | | | | | | | | | | | | | | | | |
| Matlock (MAT) | d | 0741 | | | | | | | | 0841 | | | | | | | | 0941 |
| Matlock Bath (MTB) | d | 0744 | | | | | | | | 0844 | | | | | | | | 0944 |
| Cromford (CMF) | d | 0747 | | | | | | | | 0847 | | | | | | | | 0947 |
| Whatstandwell (WTS) | d | 0753 | | | | | | | | 0853 | | | | | | | | 0953 |
| Ambergate (AMB) | d | 0759 | | | | | | | | 0859 | | | | | | | | 0959 |
| Belper (BLP) | d | 0805 | | | | | | | | 0905 | | | | | | | | 1005 |
| Duffield (DFI) | d | 0810 | | | | | | | | 0910 | | | | | | | | 1010 |
| Derby (DBY) | 6 a | 0817 | | | 0830 | 0841 | 0842 | 0854 | 0858 | 0917 | | | 0931 | 0937 | 0940 | 0952 | | 1017 |
| Derby (DBY) | 6 d | 0818 | | 0832 | 0838 | | 0847 | 0858 | | 0918 | | 0932 | 0936 | | 0947 | 0958 | | 1018 |
| Spondon (SPO) | d | 0823 | | | | | | | | 0923 | | | | | | | | 1023 |
| Long Eaton (LGE) | d | 0830 | | 0839a | 0848 | | 0856 | | | 0930 | | 0940a | 0945 | | 0956 | | | 1030 |
| Attenborough (ATB) | d | | | | | | 0906 | | | 0915 | | | | | 1006 | | 1015 | |
| Beeston (BEE) | d | 0839 | 0846 | | 0856 | | 0910 | | | 0919 | 0938 | 0943 | 0953 | | 1010 | | 1019 | 1038 |
| Nottingham (NOT) | 8 a | 0846 | 0852 | | 0902 | | 0917 | 0922 | | 0926 | 0946 | 0950 | 1001 | | 1017 | 1022 | 1030 | 1046 |
| Newark Castle (NCT) | a | 0912 | | | | | 0959 | | | 1015 | | | | | 1101 | | | 1113 |
| Lincoln (LCN) | a | 0944 | | | | | 1027 | | | 1042 | | | | | 1127 | | | 1144 |
| Grimsby Town (GMB) | a | | | | | | | | | 1137 | | | | | | | | |

NOTES (see introductory pages for explanation of train operator codes and standard symbols)

- a Arrival time
d Departure time
- B From Sheffield to London St Pancras Intl
C To Edinburgh
D From Leicester
F To Cleethorpes
G From London St Pancras Intl
H From Reading to Newcastle
J Also calls at Severn Tunnel Jn 0704 and Caldicot 0707
K From Plymouth to Edinburgh
L From Leicester to Liverpool Lime Street

Bristol, Cardiff, Birmingham, Crewe, Stoke-on-Trent, Matlock and Derby to Nottingham

Saturdays

| Operator Days of operation/Notes 1st Class/Reservations/Bus/Ferry Catering facilities | EM G | EM B | XC ◇ | XC K ◇ | EM ◇ | XC ◇ | XC H ◇ | EM D | EM F | EM G | EM B | XC ◇ | XC K ◇ | EM ◇ | EM D | EM ◇ | EM G |
|--|---------|---------|---------|--------------|---------|---------|--------------|---------|---------|---------|---------|---------|--------------|---------|---------|---------|---------|
| Bristol Temple Meads (BRI) | 10 d | | | 0833 | | | | | | | | | 0933 | | | | |
| Bristol Parkway (BPW) | 7 d | | | 0842 | | | | | | | | | 0942 | | | | |
| Cardiff Central (CDF) | 7 d | | 0745 | | | | | | | | | 0845 | | | | | |
| Newport (South Wales) (NWP) | d | | 0759 | | | | | | | | | 0859 | | | | | |
| Chepstow (CPW) | d | | | | | | | | | | | 0916 | | | | | |
| Lydney (LYD) | d | | 0823 | | | | | | | | | | | | | | |
| Gloucester (GCR) | 7 d | | 0849 | | | | | | | | | 0949 | | | | | |
| Cheltenham Spa (CNM) | d | | 0859 | 0912 | | | | | | | | 0959 | 1012 | | | | |
| Ashchurch for Tewkesbury (ASC) | d | | | | | | | | | | | | | | | | |
| Worcestershire Parkway (WOP) | d | | 0914 | 0926 | | | | | | | | 1014 | 1026 | | | | |
| University (UNI) | d | | 0939 | | | | | | | | | 1039 | | | | | |
| Birmingham New Street (BHM) | 12 d | | 0949 | 1003 | | 1009 | 1025 | | | | | 1049 | 1103 | | 1109 | | |
| Water Orton (WTO) | d | | | | | | | | | | | | | | | | |
| Wilnecote (WNE) | d | | | | | | | | | | | | | | 1124 | | |
| Tamworth (TAM) | d | | 1006 | 1019 | | 1026 | | | | | | 1106 | | | 1129 | | |
| Burton-on-Trent (BUT) | d | | 1018 | | | 1037 | | | | | | 1117 | 1126 | | 1141 | | |
| Willington (WIL) | d | | | | | 1043 | | | | | | | | | | | |
| Crewe (CRE) | 10 d | | | | 0926 | | | | | | | | | 1026 | | | |
| Alsager (ASG) | d | | | | 0935 | | | | | | | | | 1035 | | | |
| Kidsgrove (KDG) | d | | | | 0940 | | | | | | | | | 1040 | | | |
| Longport (LPT) | d | | | | | | | | | | | | | | | | |
| Stoke-on-Trent (SOT) | d | | | | 0949 | | | | | | | | | 1049 | | | |
| Longton (LGN) | d | | | | 0955 | | | | | | | | | 1055 | | | |
| Blythe Bridge (BYB) | d | | | | 1001 | | | | | | | | | 1101 | | | |
| Uttoxeter (UTT) | d | | | | 1014 | | | | | | | | | 1114 | | | |
| Tutbury & Hatton (TUT) | d | | | | 1024 | | | | | | | | | 1124 | | | |
| Peartree (PEA) | d | | | | | | | | | | | | | | | | |
| Matlock (MAT) | d | | | | | | | | 1041 | | | | | | | 1141 | |
| Matlock Bath (MTB) | d | | | | | | | | 1044 | | | | | | | 1144 | |
| Cromford (CMF) | d | | | | | | | | 1047 | | | | | | | 1147 | |
| Whatstandwell (WTS) | d | | | | | | | | 1053 | | | | | | | 1153 | |
| Ambergate (AMB) | d | | | | | | | | 1059 | | | | | | | 1159 | |
| Belper (BLP) | d | | | | | | | | 1105 | | | | | | | 1205 | |
| Duffield (DFI) | d | | | | | | | | 1110 | | | | | | | 1210 | |
| Derby (DBY) | 6 a | | 1032 | 1041 | 1040 | 1053 | 1057 | | 1117 | | | 1130 | 1136 | 1140 | 1155 | | 1217 |
| Derby (DBY) | 6 d | | 1032 | 1036 | | 1047 | 1059 | | 1118 | | 1132 | 1136 | | 1146 | 1159 | | 1218 |
| Spondon (SPO) | d | | | | | | | | 1123 | | | | | | | | 1223 |
| Long Eaton (LGE) | d | | 1040a | 1045 | | 1056 | | | 1130 | | 1140a | 1145 | | 1155 | | | 1230 |
| Attenborough (ATB) | d | | | | | 1106 | | | 1115 | | | | | 1206 | | 1215 | |
| Beeston (BEE) | d | 1044 | | 1053 | | 1110 | | | 1119 | 1138 | 1144 | | 1153 | 1210 | | 1219 | 1238 |
| Nottingham (NOT) | 8 a | 1050 | | 1101 | | 1117 | 1122 | | 1126 | 1146 | 1150 | | 1201 | 1217 | 1222 | 1226 | 1246 |
| Newark Castle (NCT) | a | | | | | 1159 | | | 1215 | | | | | 1301 | | | 1313 |
| Lincoln (LCN) | a | | | | | 1227 | | | 1242 | | | | | 1327 | | | 1346 |
| Grimsby Town (GMB) | a | | | | | | | | 1337 | | | | | | | | |

NOTES (see introductory pages for explanation of train operator codes and standard symbols)

- a Arrival time
d Departure time
- B From Sheffield to London St Pancras Intl
D From Leicester
F To Cleethorpes
G From London St Pancras Intl
H From Reading to Newcastle
K From Plymouth to Edinburgh

Bristol, Cardiff, Birmingham, Crewe, Stoke-on-Trent, Matlock and Derby to Nottingham

Saturdays

| Operator Days of operation/Notes 1st Class/Reservations/Bus/Ferry Catering facilities | EM B | XC ◇ | XC K 11◇ 11 | EM | XC ◇ | XC H 11◇ 11 | EM D | EM F | EM G | EM B | XC ◇ | XC M 11◇ 11 | EM | XC ◇ | XC N 11◇ 11 | EM D | EM | EM G |
|--|---------|---------|----------------------|------|---------|----------------------|---------|---------|---------|---------|---------|----------------------|------|---------|----------------------|---------|------|---------|
| Bristol Temple Meads (BRI) | 10 d | | 1033 | | | | | | | | | 1133 | | | | | | |
| Bristol Parkway (BPW) | 7 d | | 1042 | | | | | | | | | 1142 | | | | | | |
| Cardiff Central (CDF) | 7 d | | 0945 | | | | | | | | | 1045 | | | | | | |
| Newport (South Wales) (NWP) | d | | 0959 | | | | | | | | | 1059 | | | | | | |
| Chepstow (CPW) | d | | 1016 | | | | | | | | | | | | | | | |
| Lydney (LYD) | d | | | | | | | | | | | 1123 | | | | | | |
| Gloucester (GCR) | 7 d | | 1049 | | | | | | | | | 1149 | | | | | | |
| Cheltenham Spa (CNM) | d | | 1059 | 1112 | | | | | | | | 1159 | 1212 | | | | | |
| Ashchurch for Tewkesbury (ASC) | d | | | | | | | | | | | | | | | | | |
| Worcestershire Parkway (WOP) | d | | 1114 | 1126 | | | | | | | | 1214 | 1226 | | | | | |
| University (UNI) | d | | 1139 | | | | | | | | | 1239 | | | | | | |
| Birmingham New Street (BHM) | 12 d | | 1149 | 1203 | | 1209 | 1227 | | | | | 1249 | 1303 | | 1309 | 1328 | | |
| Water Orton (WTO) | d | | | | | | | | | | | | | | | | | |
| Wilnecote (WNE) | d | | | | | | | | | | | | | | 1324 | | | |
| Tamworth (TAM) | d | | 1206 | 1220 | | 1226 | | | | | | 1308 | | | 1328 | | | |
| Burton-on-Trent (BUT) | d | | 1218 | | | 1237 | | | | | | 1320 | 1326 | | 1340 | | | |
| Willington (WIL) | d | | | | | 1243 | | | | | | | | | | | | |
| Crewe (CRE) | 10 d | | | | 1126 | | | | | | | | | 1226 | | | | |
| Alsager (ASG) | d | | | | 1135 | | | | | | | | | 1235 | | | | |
| Kidsgrove (KDG) | d | | | | 1140 | | | | | | | | | 1240 | | | | |
| Longport (LPT) | d | | | | | | | | | | | | | | | | | |
| Stoke-on-Trent (SOT) | d | | | | 1149 | | | | | | | | | 1249 | | | | |
| Longton (LGN) | d | | | | 1155 | | | | | | | | | 1255 | | | | |
| Blythe Bridge (BYB) | d | | | | 1201 | | | | | | | | | 1301 | | | | |
| Uttoxeter (UTT) | d | | | | 1214 | | | | | | | | | 1314 | | | | |
| Tutbury & Hatton (TUT) | d | | | | 1224 | | | | | | | | | 1324 | | | | |
| Peartree (PEA) | d | | | | | | | | | | | | | | | | | |
| Matlock (MAT) | d | | | | | | | 1241 | | | | | | | | | 1341 | |
| Matlock Bath (MTB) | d | | | | | | | 1244 | | | | | | | | | 1344 | |
| Cromford (CMF) | d | | | | | | | 1247 | | | | | | | | | 1347 | |
| Whatstandwell (WTS) | d | | | | | | | 1253 | | | | | | | | | 1353 | |
| Ambergate (AMB) | d | | | | | | | 1259 | | | | | | | | | 1359 | |
| Belper (BLP) | d | | | | | | | 1305 | | | | | | | | | 1405 | |
| Duffield (DFI) | d | | | | | | | 1310 | | | | | | | | | 1410 | |
| Derby (DBY) | 6 a | | 1230 | 1241 | 1240 | 1252 | 1257 | | 1317 | | | 1331 | 1336 | 1340 | 1352 | 1358 | | 1417 |
| Derby (DBY) | 6 d | 1232 | 1236 | | 1247 | 1259 | | | 1318 | | 1332 | 1336 | | 1347 | 1359 | | | 1418 |
| Spondon (SPO) | d | | | | | | | | 1323 | | | | | | | | | 1423 |
| Long Eaton (LGE) | d | 1240a | 1245 | | 1256 | | | | 1330 | | 1340a | 1347e | | 1356 | | | | 1430 |
| Attenborough (ATB) | d | | | | 1306 | | | 1315 | | | | | | 1406 | | 1415 | | |
| Beeston (BEE) | d | | 1253 | | 1310 | | | 1319 | 1338 | 1344 | | 1356 | | 1410 | | 1419 | 1438 | 1444 |
| Nottingham (NOT) | 8 a | | 1303 | | 1317 | 1322 | | 1326 | 1346 | 1350 | | 1403 | | 1417 | 1422 | 1426 | 1446 | 1450 |
| Newark Castle (NCT) | a | | | | 1359 | | | | 1413 | | | | | 1501 | | | | 1513 |
| Lincoln (LCN) | a | | | | 1428 | | | | 1442 | | | | | 1527 | | | | 1544 |
| Grimsby Town (GMB) | a | | | | | | | | 1537 | | | | | | | | | |

NOTES (see introductory pages for explanation of train operator codes and standard symbols)

- a Arrival time
d Departure time
e Arrives 3 minutes earlier

- B From Sheffield to London St Pancras Intl
D From Leicester
F To Cleethorpes
G From London St Pancras Intl
H From Reading to Newcastle
K From Plymouth to Edinburgh
M From Plymouth to Aberdeen
N From Reading to York

Bristol, Cardiff, Birmingham, Crewe, Stoke-on-Trent, Matlock and Derby to Nottingham

Saturdays

| Operator Days of operation/Notes 1st Class/Reservations/Bus/Ferry Catering facilities | EM B | XC ◇ | XC K 1◇ | EM | XC ◇ | XC H 1◇ | EM D | EM F | EM G | EM B | XC ◇ | XC P 1◇ | EM | XC ◇ | EM L | EM | EM G | EM B |
|--|---------|---------|---------------|------|---------|---------------|---------|---------|---------|---------|---------|---------------|------|---------|---------|------|---------|---------|
| Bristol Temple Meads (BRI) | 10 d | | 1233 | | | | | | | | | 1333 | | | | | | |
| Bristol Parkway (BPW) | 7 d | | 1242 | | | | | | | | | 1342 | | | | | | |
| Cardiff Central (CDF) | 7 d | | 1145 | | | | | | | | | 1245 | | | | | | |
| Newport (South Wales) (NWP) | d | | 1159 | | | | | | | | | 1259 | | | | | | |
| Chepstow (CPW) | d | | 1216 | | | | | | | | | 1316 | | | | | | |
| Lydney (LYD) | d | | | | | | | | | | | | | | | | | |
| Gloucester (GCR) | 7 d | | 1245 | | | | | | | | | 1349 | | | | | | |
| Cheltenham Spa (CNM) | d | | 1255 | 1312 | | | | | | | | 1359 | 1412 | | | | | |
| Ashchurch for Tewkesbury (ASC) | d | | 1303 | | | | | | | | | | | | | | | |
| Worcestershire Parkway (WOP) | d | | 1314 | 1326 | | | | | | | | 1414 | 1426 | | | | | |
| University (UNI) | d | | 1339 | | | | | | | | | 1439 | | | | | | |
| Birmingham New Street (BHM) | 12 d | | 1349 | 1403 | | 1409 | 1428 | | | | | 1449 | 1503 | | 1509 | | | |
| Water Orton (WTO) | d | | | | | | | | | | | | | | | | | |
| Wilnecote (WNE) | d | | | | | 1424 | | | | | | | | | 1524 | | | |
| Tamworth (TAM) | d | | 1406 | 1419 | | 1428 | | | | | | 1506 | | | 1528 | | | |
| Burton-on-Trent (BUT) | d | | 1417 | | | 1440 | | | | | | 1517 | 1526 | | 1540 | | | |
| Willington (WIL) | d | | | | | | | | | | | | | | 1546 | | | |
| Crewe (CRE) | 10 d | | | | 1326 | | | | | | | | | 1426 | | | | |
| Alsager (ASG) | d | | | | 1335 | | | | | | | | | 1435 | | | | |
| Kidsgrove (KDG) | d | | | | 1340 | | | | | | | | | 1440 | | | | |
| Longport (LPT) | d | | | | | | | | | | | | | | | | | |
| Stoke-on-Trent (SOT) | d | | | | 1349 | | | | | | | | | 1449 | | | | |
| Longton (LGN) | d | | | | 1355 | | | | | | | | | 1455 | | | | |
| Blythe Bridge (BYB) | d | | | | 1401 | | | | | | | | | 1501 | | | | |
| Uttoxeter (UTT) | d | | | | 1414 | | | | | | | | | 1514 | | | | |
| Tutbury & Hatton (TUT) | d | | | | 1424 | | | | | | | | | 1524 | | | | |
| Peartree (PEA) | d | | | | | | | | | | | | | | | | | |
| Matlock (MAT) | d | | | | | | | | 1441 | | | | | | | 1541 | | |
| Matlock Bath (MTB) | d | | | | | | | | 1444 | | | | | | | 1544 | | |
| Cromford (CMF) | d | | | | | | | | 1447 | | | | | | | 1547 | | |
| Whatstandwell (WTS) | d | | | | | | | | 1453 | | | | | | | 1553 | | |
| Ambergate (AMB) | d | | | | | | | | 1459 | | | | | | | 1559 | | |
| Belper (BLP) | d | | | | | | | | 1505 | | | | | | | 1605 | | |
| Duffield (DFI) | d | | | | | | | | 1510 | | | | | | | 1610 | | |
| Derby (DBY) | 6 a | | 1430 | 1441 | 1440 | 1452 | 1458 | | 1517 | | | 1530 | 1537 | 1541 | 1555 | 1617 | | |
| Derby (DBY) | 6 d | 1432 | 1436 | | 1447 | 1459 | | | 1518 | | 1532 | 1537 | | 1547 | 1559 | | 1618 | 1632 |
| Spondon (SPO) | d | | | | | | | | 1523 | | | | | | | | 1623 | |
| Long Eaton (LGE) | d | 1440a | 1445 | | 1456 | | | | 1530 | | 1540a | 1546 | | 1556 | | | 1630 | 1640a |
| Attenborough (ATB) | d | | | | 1506 | | | 1515 | | | | | | 1606 | | 1615 | | |
| Beeston (BEE) | d | | 1453 | | 1510 | | | 1519 | 1538 | 1544 | | 1556 | | 1610 | | 1619 | 1638 | 1644 |
| Nottingham (NOT) | 8 a | | 1500 | | 1517 | 1522 | | 1526 | 1546 | 1550 | | 1602 | | 1617 | 1622 | 1630 | 1646 | 1650 |
| Newark Castle (NCT) | a | | | | 1559 | | | | 1615 | | | | | 1701 | | | 1719 | |
| Lincoln (LCN) | a | | | | 1626 | | | | 1642 | | | | | 1727 | | | 1752 | |
| Grimsby Town (GMB) | a | | | | | | | | 1737 | | | | | | | | | |

NOTES (see introductory pages for explanation of train operator codes and standard symbols)

- a** Arrival time
d Departure time
B From Sheffield to London St Pancras Intl
D From Leicester
F To Cleethorpes
G From London St Pancras Intl
H From Reading to Newcastle
K From Plymouth to Edinburgh
L From Leicester to Liverpool Lime Street
P From Plymouth to Glasgow Central

Bristol, Cardiff, Birmingham, Crewe, Stoke-on-Trent, Matlock and Derby to Nottingham

Saturdays

| Operator Days of operation/Notes 1st Class/Reservations/Bus/Ferry Catering facilities | XC ◇ | XC P 1◇ ⚡ | EM | EM D | XC ◇ | XC H 1◇ ⚡ | EM F | EM G | EM B | XC ◇ | XC Q 1◇ ⚡ | EM | EM D | XC ◇ | XC N 1◇ ⚡ | EM B | EM | EM G |
|--|---------|--------------------|------|---------|---------|--------------------|---------|---------|---------|---------|--------------------|------|---------|---------|--------------------|---------|------|---------|
| Bristol Temple Meads (BRI) | 10 d | 1433 | | | | | | | | | 1533 | | | | | | | |
| Bristol Parkway (BPW) | 7 d | 1442 | | | | | | | | | 1542 | | | | | | | |
| Cardiff Central (CDF) | 7 d | 1345 | | | | | | | | 1445 | | | | | | | | |
| Newport (South Wales) (NWP) | d | 1359 | | | | | | | | 1459 | | | | | | | | |
| Chepstow (CPW) | d | | | | | | | | | 1516 | | | | | | | | |
| Lydney (LYD) | d | 1423 | | | | | | | | | | | | | | | | |
| Gloucester (GCR) | 7 d | 1449 | | | | | | | | 1549 | | | | | | | | |
| Cheltenham Spa (CNM) | d | 1459 | 1512 | | | | | | | 1559 | 1612 | | | | | | | |
| Ashchurch for Tewkesbury (ASC) | d | | | | | | | | | | | | | | | | | |
| Worcestershire Parkway (WOP) | d | 1514 | 1526 | | | | | | | 1614 | 1626 | | | | | | | |
| University (UNI) | d | 1539 | | | | | | | | 1639 | | | | | | | | |
| Birmingham New Street (BHM) | 12 d | 1549 | 1603 | | 1609 | 1628 | | | | 1649 | 1703 | | | 1709 | 1728 | | | |
| Water Orton (WTO) | d | | | | | | | | | | | | | | | | | |
| Wilnecote (WNE) | d | | | | 1624 | | | | | | | | | 1724 | | | | |
| Tamworth (TAM) | d | 1606 | 1620 | | 1628 | | | | | 1706 | | | | 1728 | | | | |
| Burton-on-Trent (BUT) | d | 1617 | | | 1640 | | | | | 1717 | 1726 | | | 1740 | | | | |
| Willington (WIL) | d | | | | | | | | | | | | | | | | | |
| Crewe (CRE) | 10 d | | 1526 | | | | | | | | | 1626 | | | | | | |
| Alsager (ASG) | d | | 1535 | | | | | | | | | 1635 | | | | | | |
| Kidsgrove (KDG) | d | | 1540 | | | | | | | | | 1640 | | | | | | |
| Longport (LPT) | d | | | | | | | | | | | | | | | | | |
| Stoke-on-Trent (SOT) | d | | 1549 | | | | | | | | | 1649 | | | | | | |
| Longton (LGN) | d | | 1555 | | | | | | | | | 1655 | | | | | | |
| Blythe Bridge (BYB) | d | | 1601 | | | | | | | | | 1701 | | | | | | |
| Uttoxeter (UTT) | d | | 1614 | | | | | | | | | 1714 | | | | | | |
| Tutbury & Hatton (TUT) | d | | 1624 | | | | | | | | | 1724 | | | | | | |
| Peartree (PEA) | d | | | | | | | | | | | 1739 | | | | | | |
| Matlock (MAT) | d | | | | | | 1641 | | | | | | | | | | 1741 | |
| Matlock Bath (MTB) | d | | | | | | 1644 | | | | | | | | | | 1744 | |
| Cromford (CMF) | d | | | | | | 1647 | | | | | | | | | | 1747 | |
| Whatstandwell (WTS) | d | | | | | | 1653 | | | | | | | | | | 1753 | |
| Ambergate (AMB) | d | | | | | | 1659 | | | | | | | | | | 1759 | |
| Belper (BLP) | d | | | | | | 1705 | | | | | | | | 1757 | | 1805 | |
| Duffield (DFI) | d | | | | | | 1710 | | | | | | | | | | 1810 | |
| Derby (DBY) | 6 a | 1630 | 1641 | 1641 | 1652 | 1658 | 1717 | | | 1730 | 1736 | 1743 | | 1751 | 1758 | 1806 | 1817 | |
| Derby (DBY) | 6 d | 1636 | | 1647 | 1701 | | 1718 | | 1732 | 1736 | | 1747 | | 1801 | | | 1818 | |
| Spondon (SPO) | d | | | | | | 1723 | | | | | | | | | | 1823 | |
| Long Eaton (LGE) | d | 1645 | | 1656 | 1710 | | 1730 | | 1740a | 1745 | | 1756 | | 1810 | | | 1830 | |
| Attenborough (ATB) | d | | | 1706 | 1712 | | | | | | | 1806 | 1812 | | | | | |
| Beeston (BEE) | d | 1653 | | 1710 | 1716 | 1720 | 1738 | 1744 | | 1753 | | 1810 | 1816 | 1821 | | | 1838 | 1844 |
| Nottingham (NOT) | 8 a | 1703 | | 1717 | 1723 | 1727 | 1746 | 1750 | | 1803 | | 1817 | 1823 | 1827 | | | 1845 | 1852 |
| Newark Castle (NCT) | a | | | 1758 | | | 1813 | | | | | 1901 | | | | | 1919 | |
| Lincoln (LCN) | a | | | 1834 | | | 1840 | | | | | | | | | | 1951 | |
| Grimsby Town (GMB) | a | | | | | | 1937 | | | | | | | | | | | |

NOTES (see introductory pages for explanation of train operator codes and standard symbols)

- a Arrival time
d Departure time
- B From Sheffield to London St Pancras Intl
D From Leicester
F To Cleethorpes
G From London St Pancras Intl
H From Reading to Newcastle
N From Reading to York
P From Plymouth to Glasgow Central
Q From Penzance to Edinburgh

Bristol, Cardiff, Birmingham, Crewe, Stoke-on-Trent, Matlock and Derby to Nottingham

Saturdays

| Operator Days of operation/Notes 1st Class/Reservations/Bus/Ferry Catering facilities | EM B | XC ◇ | XC K 11◇ | EM | XC ◇ | EM D | EM | EM G | EM B | XC ◇ | XC R 11◇ | EM | XC ◇ | XC H 11◇ | EM D | EM | EM G | EM B |
|--|---------|---------|----------------|------|---------|---------|------|---------|---------|---------|----------------|------|---------|----------------|---------|------|---------|---------|
| Bristol Temple Meads (BRI) | 10 d | | 1633 | | | | | | | | 1733 | | | | | | | |
| Bristol Parkway (BPW) | 7 d | | 1642 | | | | | | | | 1742 | | | | | | | |
| Cardiff Central (CDF) | 7 d | | 1545 | | | | | | | 1645 | | | | | | | | |
| Newport (South Wales) (NWP) | d | | 1559 | | | | | | | 1659 | | | | | | | | |
| Chepstow (CPW) | d | | 1616 | | | | | | | | | | | | | | | |
| Lydney (LYD) | d | | | | | | | | | 1723 | | | | | | | | |
| Gloucester (GCR) | 7 d | | 1645 | | | | | | | 1749 | | | | | | | | |
| Cheltenham Spa (CNM) | d | | 1655 | 1712 | | | | | | 1759 | 1812 | | | | | | | |
| Ashchurch for Tewkesbury (ASC) | d | | 1703 | | | | | | | | | | | | | | | |
| Worcestershire Parkway (WOP) | d | | 1714 | 1726 | | | | | | 1814 | 1826 | | | | | | | |
| University (UNI) | d | | 1739 | | | | | | | 1839 | | | | | | | | |
| Birmingham New Street (BHM) | 12 d | | 1749 | 1803 | | 1809 | | | | 1849 | 1903 | | 1909 | 1927 | | | | |
| Water Orton (WTO) | d | | | | | | | | | | | | | | | | | |
| Wilnecote (WNE) | d | | | | | 1824 | | | | | | | 1924 | | | | | |
| Tamworth (TAM) | d | | 1806 | 1819 | | 1828 | | | | 1906 | | | 1928 | | | | | |
| Burton-on-Trent (BUT) | d | | 1817 | | | 1840 | | | | 1917 | 1926 | | 1940 | | | | | |
| Willington (WIL) | d | | | | | 1846 | | | | | | | | | | | | |
| Crewe (CRE) | 10 d | | | | 1726 | | | | | | | 1826 | | | | | | |
| Alsager (ASG) | d | | | | 1735 | | | | | | | 1835 | | | | | | |
| Kidsgrove (KDG) | d | | | | 1740 | | | | | | | 1840 | | | | | | |
| Longport (LPT) | d | | | | | | | | | | | | | | | | | |
| Stoke-on-Trent (SOT) | d | | | | 1749 | | | | | | | 1849 | | | | | | |
| Longton (LGN) | d | | | | 1755 | | | | | | | 1855 | | | | | | |
| Blythe Bridge (BYB) | d | | | | 1801 | | | | | | | 1901 | | | | | | |
| Utttoxeter (UTT) | d | | | | 1814 | | | | | | | 1914 | | | | | | |
| Tutbury & Hatton (TUT) | d | | | | 1824 | | | | | | | 1924 | | | | | | |
| Peartree (PEA) | d | | | | | | | | | | | | | | | | | |
| Matlock (MAT) | d | | | | | | 1841 | | | | | | | | | 1941 | | |
| Matlock Bath (MTB) | d | | | | | | 1844 | | | | | | | | | 1944 | | |
| Cromford (CMF) | d | | | | | | 1847 | | | | | | | | | 1947 | | |
| Whatstandwell (WTS) | d | | | | | | 1853 | | | | | | | | | 1953 | | |
| Ambergate (AMB) | d | | | | | | 1859 | | | | | | | | | 1959 | | |
| Belper (BLP) | d | | | | | | 1905 | | | | | | | | | 2005 | | |
| Duffield (DFI) | d | | | | | | 1910 | | | | | | | | | 2010 | | |
| Derby (DBY) | 6 a | | 1830 | 1841 | 1840 | 1854 | | 1917 | | 1930 | 1936 | 1941 | 1951 | 1957 | | 2017 | | |
| Derby (DBY) | 6 d | 1832 | 1836 | | 1847 | 1858 | | 1918 | | 1932 | 1936 | | 1947 | 1959 | | 2018 | | 2032 |
| Spondon (SPO) | d | | | | | | 1923 | | | | | | | | | 2023 | | |
| Long Eaton (LGE) | d | 1840a | 1845 | | 1856 | 1907 | | 1930 | | 1940a | 1945 | | 1956 | | | 2030 | | 2040a |
| Attenborough (ATB) | d | | | | 1906 | | 1924 | | | | | 2006 | | | 2021 | | | |
| Beeston (BEE) | d | | 1853 | | 1910 | 1915 | 1928 | 1938 | 1943 | | 1953 | | 2010 | | 2025 | 2038 | 2043 | |
| Nottingham (NOT) | 8 a | | 1859 | | 1917 | 1922 | 1935 | 1946 | 1951 | | 1959 | | 2017 | 2020 | 2031 | 2045 | 2050 | |
| Newark Castle (NCT) | a | | | | 2000 | | | 2012 | | | | | | | | 2120 | | |
| Lincoln (LCN) | a | | | | | | | 2043 | | | | | | | | 2151 | | |
| Grimsby Town (GMB) | a | | | | | | | | | | | | | | | | | |

NOTES (see introductory pages for explanation of train operator codes and standard symbols)

- a Arrival time
d Departure time
- B From Sheffield to London St Pancras Intl
D From Leicester
G From London St Pancras Intl
H From Reading to Newcastle
K From Plymouth to Edinburgh
R From Plymouth to York

Bristol, Cardiff, Birmingham, Crewe, Stoke-on-Trent, Matlock and Derby to Nottingham

Saturdays

| Operator Days of operation/Notes 1st Class/Reservations/Bus/Ferry Catering facilities | XC ◇ | XC S 1◇ ⚡ | EM | EM D | EM | EM G ⚡ | EM T | XC ◇ | XC S 1◇ ⚡ | EM | EM D | EM | EM G ⚡ | EM U | EM | XC V 1◇ ⚡ | XC W ◇ | EM |
|--|---------|--------------------|-------|---------|------|--------------|---------|---------|--------------------|------|---------|------|--------------|---------|------|--------------------|--------------|------|
| Bristol Temple Meads (BRI) | 10 d | 1833 | | | | | | | 1930 | | | | | | | 2034 | | |
| Bristol Parkway (BPW) | 7 d | 1842 | | | | | | | 1938 | | | | | | | 2042 | | |
| Cardiff Central (CDF) | 7 d | 1745 | | | | | | 1845 | | | | | | | | | 2000 | |
| Newport (South Wales) (NWP) | d | 1759 | | | | | | 1859 | | | | | | | | | 2013 | |
| Chepstow (CPW) | d | 1816 | | | | | | 1916 | | | | | | | | | 2035 | |
| Lydney (LYD) | d | | | | | | | | | | | | | | | | 2044 | |
| Gloucester (GCR) | 7 d | 1845 | | | | | | 1949 | | | | | | | | | 2106 | |
| Cheltenham Spa (CNM) | d | 1855 | 1912 | | | | | 1959 | 2008 | | | | | | | 2112 | 2117 | |
| Ashchurch for Tewkesbury (ASC) | d | 1903 | | | | | | | | | | | | | | | 2124 | |
| Worcestershire Parkway (WOP) | d | 1914 | 1926 | | | | | 2014 | 2023 | | | | | | | 2127 | | |
| University (UNI) | d | 1939 | | | | | | 2039 | | | | | | | | | 2200 | |
| Birmingham New Street (BHM) | 12 d | 1949 | 2003 | | | | | 2049 | 2103 | | | | | | | 2203 | 2210 | |
| Water Orton (WTO) | d | | | | | | | | | | | | | | | | | |
| Wilnecote (WNE) | d | 2004 | | | | | | 2104 | | | | | | | | | | |
| Tamworth (TAM) | d | 2008 | 2021e | | | | | 2108 | 2119 | | | | | | | 2219 | 2229 | |
| Burton-on-Trent (BUT) | d | 2020 | | | | | | 2120 | 2130 | | | | | | | 2230 | 2240 | |
| Willington (WIL) | d | | | | | | | | | | | | | | | | 2246 | |
| Crewe (CRE) | 10 d | | 1926 | | | | | | | 2026 | | | | | 2126 | | | |
| Alsager (ASG) | d | | 1935 | | | | | | | 2035 | | | | | 2135 | | | |
| Kidsgrove (KDG) | d | | 1940 | | | | | | | 2040 | | | | | 2140 | | | |
| Longport (LPT) | d | | | | | | | | | | | | | | 2146 | | | |
| Stoke-on-Trent (SOT) | d | | 1949 | | | | | | | 2049 | | | | | 2151 | | | |
| Longton (LGN) | d | | 1955 | | | | | | | 2055 | | | | | 2157 | | | |
| Blythe Bridge (BYB) | d | | 2001 | | | | | | | 2101 | | | | | 2204 | | | |
| Uttoxeter (UTT) | d | | 2014 | | | | | | | 2114 | | | | | 2216 | | | |
| Tutbury & Hatton (TUT) | d | | 2024 | | | | | | | 2124 | | | | | 2226 | | | |
| Peartree (PEA) | d | | | | | | | | | | | | | | | | | |
| Matlock (MAT) | d | | | | 2041 | | | | | | | 2130 | | | | | | 2219 |
| Matlock Bath (MTB) | d | | | | 2044 | | | | | | | 2133 | | | | | | 2222 |
| Cromford (CMF) | d | | | | 2047 | | | | | | | 2136 | | | | | | 2225 |
| Whatstandwell (WTS) | d | | | | 2053 | | | | | | | 2142 | | | | | | 2231 |
| Ambergate (AMB) | d | | | | 2059 | | | | | | | 2148 | | | | | | 2237 |
| Belper (BLP) | d | | | | 2105 | | | | | | | 2154 | | 2228 | | | | 2244 |
| Duffield (DFI) | d | | | | 2109 | | | | | | | 2159 | | | | | | 2249 |
| Derby (DBY) | 6 a | 2031 | 2041 | 2040 | | 2116 | | 2134 | 2140 | 2139 | | 2206 | | 2236 | 2241 | 2242 | 2255 | 2256 |
| Derby (DBY) | 6 d | 2036 | | 2047 | | 2118 | | 2135 | 2139 | | 2151 | | 2210 | | | | 2300 | 2309 |
| Spondon (SPO) | d | | | | 2123 | | | 2143 | | | | 2215 | | | | | 2314 | |
| Long Eaton (LGE) | d | 2045 | | 2056 | | 2130 | | 2143a | 2150 | | 2200 | | 2222 | | | | 2309 | 2321 |
| Attenborough (ATB) | d | | | 2108 | 2122 | 2137 | | | | | 2207 | 2214 | 2229 | | | | | 2328 |
| Beeston (BEE) | d | 2053 | | 2112 | 2126 | 2141 | 2145 | | 2157 | | 2211 | 2218 | 2233 | 2242 | | | 2317 | 2332 |
| Nottingham (NOT) | 8 a | 2059 | | 2120 | 2136 | 2148 | 2151 | | 2203 | | 2218 | 2224 | 2240 | 2248 | | | 2323 | 2340 |
| Newark Castle (NCT) | a | | | | 2215 | | | | | | | | | | | | | |
| Lincoln (LCN) | a | | | | 2248 | | | | | | | | | | | | | |
| Grimsby Town (GMB) | a | | | | | | | | | | | | | | | | | |

NOTES (see introductory pages for explanation of train operator codes and standard symbols)

- a Arrival time
d Departure time
e Arrives 3 minutes earlier

- D From Leicester
G From London St Pancras Intl
S From Plymouth to Leeds
T From Sheffield to Leicester
U From Sheffield
V From Plymouth
W Also calls at Severn Tunnel Jn 2024 and Caldicot 2027

Bristol, Cardiff, Birmingham, Crewe, Stoke-on-Trent, Matlock and Derby to Nottingham

Saturdays

| Operator Days of operation/Notes 1st Class/Reservations/Bus/Ferry Catering facilities | XC ◇ | EM D | EM SUM X ⚓ | EM |
|--|---------|---------|---------------------|------|
| Bristol Temple Meads (BRI) 10 d | | | | |
| Bristol Parkway (BPW) 7 d | | | | |
| Cardiff Central (CDF) 7 d | 2049 | | | |
| Newport (South Wales) (NWP) d | 2102 | | | |
| Chepstow (CPW) d | | | | |
| Lydney (LYD) d | | | | |
| Gloucester (GCR) 7 d | 2149 | | | |
| Cheltenham Spa (CNM) d | 2159 | | | |
| Ashchurch for Tewkesbury (ASC) d | | | | |
| Worcestershire Parkway (WOP) d | 2214 | | | |
| University (UNI) d | 2239 | | | |
| Birmingham New Street (BHM) 12 d | 2249 | | | |
| Water Orton (WTO) d | | | | |
| Wilnecote (WNE) d | 2304 | | | |
| Tamworth (TAM) d | 2308 | | | |
| Burton-on-Trent (BUT) d | 2320 | | | |
| Willington (WIL) d | | | | |
| Crewe (CRE) 10 d | | | | |
| Alsager (ASG) d | | | | |
| Kidsgrove (KDG) d | | | | |
| Longport (LPT) d | | | | |
| Stoke-on-Trent (SOT) d | | | | |
| Longton (LGN) d | | | | |
| Blythe Bridge (BYB) d | | | | |
| Uttoxeter (UTT) d | | | | |
| Tutbury & Hatton (TUT) d | | | | |
| Peartree (PEA) d | | | | |
| Matlock (MAT) d | | | | 2312 |
| Matlock Bath (MTB) d | | | | 2315 |
| Cromford (CMF) d | | | | 2318 |
| Whatstandwell (WTS) d | | | | 2323 |
| Ambergate (AMB) d | | | | 2329 |
| Belper (BLP) d | | | | 2333 |
| Duffield (DFI) d | | | | 2338 |
| Derby (DBY) 6 a | 2331 | | | 2345 |
| Derby (DBY) 6 d | | | | 2351 |
| Spondon (SPO) d | | | | 2356 |
| Long Eaton (LGE) d | | | | 0003 |
| Attenborough (ATB) d | | 2357 | | 0011 |
| Beeston (BEE) d | | 0002 | 0007 | 0015 |
| Nottingham (NOT) 8 a | | 0008 | 0013 | 0021 |
| Newark Castle (NCT) a | | | | |
| Lincoln (LCN) a | | | | |
| Grimsby Town (GMB) a | | | | |

NOTES (see introductory pages for explanation of train operator codes and standard symbols)

a Arrival time

d Departure time

D From Leicester

X From London St Pancras Intl to Derby

SUM Sunday mornings

Bristol, Cardiff, Birmingham, Crewe, Stoke-on-Trent, Matlock and Derby to Nottingham

Sundays

| Operator Days of operation/Notes 1st Class/Reservations/Bus/Ferry Catering facilities | EM A | EM | EM | EM B | XC C 1◇ | EM D | EM B | EM | EM E | XC C 1◇ | EM | EM B | EM E | XC C 1◇ | EM | EM B | XC C ◇ | EM E |
|--|---------|-------|------|---------|---------------|---------|---------|------|---------|---------------|------|---------|---------|---------------|------|---------|--------------|---------|
| Bristol Temple Meads (BRI) | 10 d | | | | | | | | | | | | | 0915 | | | | |
| Bristol Parkway (BPW) | 7 d | | | | | | | | | | | | | 0924 | | | | |
| Cardiff Central (CDF) | 7 d | | | | | | | | | | | | | | | | | |
| Newport (South Wales) (NWP) | d | | | | | | | | | | | | | | | | | |
| Chepstow (CPW) | d | | | | | | | | | | | | | | | | | |
| Lydney (LYD) | d | | | | | | | | | | | | | | | | | |
| Gloucester (GCR) | 7 d | | | | | | | | | | | | | 1002 | | | | |
| Cheltenham Spa (CNM) | d | | | | | | | | | | | | | 1011 | | | | |
| Ashchurch for Tewkesbury (ASC) | d | | | | | | | | | | | | | | | | | |
| Worcestershire Parkway (WOP) | d | | | | | | | | | | | | | | | | | |
| University (UNI) | d | | | | | | | | | | | | | | | | | |
| Birmingham New Street (BHM) | 12 d | | | | 0903 | | | | | 1003 | | | | 1103 | | | 1149 | |
| Water Orton (WTO) | d | | | | | | | | | | | | | | | | | |
| Wilnecote (WNE) | d | | | | | | | | | | | | | | | | | |
| Tamworth (TAM) | d | | | | 0919 | | | | | 1019 | | | | 1119 | | | 1206 | |
| Burton-on-Trent (BUT) | d | | | | 0930 | | | | | 1030 | | | | 1130 | | | 1218 | |
| Willington (WIL) | d | | | | | | | | | | | | | | | | | |
| Crewe (CRE) | 10 d | | | | | | | | | | | | | | | | | |
| Alsager (ASG) | d | | | | | | | | | | | | | | | | | |
| Kidsgrove (KDG) | d | | | | | | | | | | | | | | | | | |
| Longport (LPT) | d | | | | | | | | | | | | | | | | | |
| Stoke-on-Trent (SOT) | d | | | | | | | | | | | | | | | | | |
| Longton (LGN) | d | | | | | | | | | | | | | | | | | |
| Blythe Bridge (BYB) | d | | | | | | | | | | | | | | | | | |
| Uttoxeter (UTT) | d | | | | | | | | | | | | | | | | | |
| Tutbury & Hatton (TUT) | d | | | | | | | | | | | | | | | | | |
| Pearlree (PEA) | d | | | | | | | | | | | | | | | | | |
| Matlock (MAT) | d | | | | | 0909 | | | | | 1035 | | | | 1141 | | | |
| Matlock Bath (MTB) | d | | | | | 0912 | | | | | 1038 | | | | 1144 | | | |
| Cromford (CMF) | d | | | | | 0915 | | | | | 1041 | | | | 1147 | | | |
| Whatstandwell (WTS) | d | | | | | 0921 | | | | | 1047 | | | | 1153 | | | |
| Ambergate (AMB) | d | | | 0825 | | 0926 | | | | | 1053 | | | | 1159 | | | |
| Belper (BLP) | d | | | 0830 | | 0932 | | | | | 1059 | | | | 1205 | | | |
| Duffield (DFI) | d | | | 0835 | | 0936 | | | | | 1103 | | | | 1209 | | | |
| Derby (DBY) | 6 a | | | 0842 | 0940 | 0943 | | | | 1040 | 1110 | | | 1140 | 1216 | | 1229 | |
| Derby (DBY) | 6 d | 0757 | 0813 | 0843 | 0854 | 0945 | 0954 | 1026 | | | 1112 | 1126 | | | 1218 | 1226 | 1233 | |
| Spondon (SPO) | d | | | 0848 | | 0950 | | | | | 1117 | | | | 1223 | | | |
| Long Eaton (LGE) | d | 0804a | 0821 | 0855 | 0901a | 0957 | 1001a | 1034 | | | 1124 | 1133a | | | 1230 | 1233a | | |
| Attenborough (ATB) | d | | 0828 | 0902 | | 1004 | | | | | 1131 | | | | 1237 | | | |
| Beeston (BEE) | d | | 0832 | 0906 | | 1008 | | 1043 | 1049 | | 1135 | | 1153 | | 1241 | | | 1252 |
| Nottingham (NOT) | 8 a | | 0839 | 0916 | | 1014 | | 1050 | 1056 | | 1141 | | 1159 | | 1247 | | 1253 | 1258 |
| Newark Castle (NCT) | a | | | 1010 | | 1048 | | | | | 1220 | | | | 1330 | | | |
| Lincoln (LCN) | a | | | 1043 | | 1116 | | | | | 1252 | | | | 1400 | | | |
| Grimsby Town (GMB) | a | | | | | 1213 | | | | | | | | | | | | |

NOTES (see introductory pages for explanation of train operator codes and standard symbols)

- a Arrival time
d Departure time
- A To London St Pancras Intl
B From Sheffield to London St Pancras Intl
C To Edinburgh
D To Cleethorpes
E From London St Pancras Intl

Bristol, Cardiff, Birmingham, Crewe, Stoke-on-Trent, Matlock and Derby to Nottingham

Sundays

| Operator Days of operation/Notes 1st Class/Reservations/Bus/Ferry Catering facilities | XC C 11 | XC F 11 | EM D | EM B | XC G 11 | EM E | EM | EM B | XC ◇ | XC H 11 | XC J 11 | EM E | EM | EM | EM B | XC K 11 | EM E | XC L 11 |
|--|---------------|---------------|---------|---------|---------------|---------|----|---------|---------|---------------|---------------|---------|------|------|---------|---------------|---------|---------------|
| Bristol Temple Meads (BRI) | 10 d | 1031 | | | 1131 | | | | | 1231 | | | | | | 1331 | | |
| Bristol Parkway (BPW) | 7 d | 1040 | | | 1140 | | | | | 1240 | | | | | | 1340 | | |
| Cardiff Central (CDF) | 7 d | | | | | | | | 1145 | | | | | | | | | |
| Newport (South Wales) (NWP) | d | | | | | | | | 1159 | | | | | | | | | |
| Chepstow (CPW) | d | | | | | | | | | | | | | | | | | |
| Lydney (LYD) | d | | | | | | | | | | | | | | | | | |
| Gloucester (GCR) | 7 d | | | | | | | | 1249 | | | | | | | | | |
| Cheltenham Spa (CNM) | d | 1111 | | | 1211 | | | | 1259 | 1311 | | | | | | 1411 | | |
| Ashchurch for Tewkesbury (ASC) | d | | | | | | | | | | | | | | | | | |
| Worcestershire Parkway (WOP) | d | | | | | | | | 1314 | | | | | | | | | |
| University (UNI) | d | | | | | | | | 1339 | | | | | | | | | |
| Birmingham New Street (BHM) | 12 d | 1203 | 1245 | | 1303 | | | | 1349 | 1403 | 1428 | | | | | 1503 | | 1528 |
| Water Orton (WTO) | d | | | | | | | | | | | | | | | | | |
| Wilnecote (WNE) | d | | | | | | | | 1404 | | | | | | | | | |
| Tamworth (TAM) | d | 1219 | | | | | | | 1408 | 1419 | | | | | | | | |
| Burton-on-Trent (BUT) | d | | | | 1326 | | | | 1420 | | | | | | | 1526 | | |
| Willington (WIL) | d | | | | | | | | | | | | | | | | | |
| Crewe (CRE) | 10 d | | | | | | | | | | | | | | | 1410 | | |
| Alsager (ASG) | d | | | | | | | | | | | | | | | 1419 | | |
| Kidsgrove (KDG) | d | | | | | | | | | | | | | | | 1423 | | |
| Longport (LPT) | d | | | | | | | | | | | | | | | | | |
| Stoke-on-Trent (SOT) | d | | | | | | | | | | | | | | | 1432 | | |
| Longton (LGN) | d | | | | | | | | | | | | | | | 1438 | | |
| Blythe Bridge (BYB) | d | | | | | | | | | | | | | | | 1445 | | |
| Utttoxeter (UTT) | d | | | | | | | | | | | | | | | 1457 | | |
| Tutbury & Hatton (TUT) | d | | | | | | | | | | | | | | | 1507 | | |
| Peartree (PEA) | d | | | | | | | | | | | | | | | | | |
| Matlock (MAT) | d | | | 1241 | | | | 1341 | | | | | | 1441 | | | | |
| Matlock Bath (MTB) | d | | | 1244 | | | | 1344 | | | | | | 1444 | | | | |
| Cromford (CMF) | d | | | 1247 | | | | 1347 | | | | | | 1447 | | | | |
| Whatstandwell (WTS) | d | | | 1253 | | | | 1353 | | | | | | 1453 | | | | |
| Ambergate (AMB) | d | | | 1259 | | | | 1359 | | | | | | 1459 | | | | |
| Belper (BLP) | d | | | 1305 | | | | 1405 | | | | | | 1505 | | | | |
| Duffield (DFI) | d | | | 1309 | | | | 1409 | | | | | | 1509 | | | | |
| Derby (DBY) | 6 a | 1237 | 1315 | 1316 | 1336 | | | 1416 | 1431 | 1437 | 1458 | | 1516 | 1520 | | 1536 | | 1558 |
| Derby (DBY) | 6 d | | | 1318 | 1326 | | | 1418 | 1426 | 1435 | | | 1518 | | 1526 | | | |
| Spondon (SPO) | d | | | 1323 | | | | 1423 | | | | | 1523 | | | | | |
| Long Eaton (LGE) | d | | | 1330 | 1333a | | | 1430 | 1433a | | | | 1530 | | 1533a | | | |
| Attenborough (ATB) | d | | | 1337 | | | | 1437 | | | | | 1537 | | | | | |
| Beeston (BEE) | d | | | 1341 | | 1422 | | 1441 | | | | 1527 | 1541 | | | | 1611 | |
| Nottingham (NOT) | 8 a | | | 1347 | | 1429 | | 1447 | 1455 | | | 1534 | 1547 | | | | 1617 | |
| Newark Castle (NCT) | a | | | 1420 | | | | 1530 | | | | | 1620 | | | | | |
| Lincoln (LCN) | a | | | 1451 | | | | 1600 | | | | | 1651 | | | | | |
| Grimsby Town (GMB) | a | | | 1549 | | | | | | | | | | | | | | |

NOTES (see introductory pages for explanation of train operator codes and standard symbols)

- a Arrival time
d Departure time
- B From Sheffield to London St Pancras Intl
C To Edinburgh
D To Cleethorpes
E From London St Pancras Intl
F To Newcastle
G From Plymouth to Aberdeen
H From Plymouth to Glasgow Central
J From Reading to Newcastle
K From Plymouth to Edinburgh
L To York

Bristol, Cardiff, Birmingham, Crewe, Stoke-on-Trent, Matlock and Derby to Nottingham

Sundays

| Operator Days of operation/Notes 1st Class/Reservations/Bus/Ferry Catering facilities | EM | EM | EM B ⚓ | XC ◇ | XC K ⚓ | EM E ⚓ | XC J ⚓ | EM | EM E ⚓ | EM | EM B ⚓ | XC K ⚓ | EM | EM E ⚓ | XC M ⚓ | EM | EM E ⚓ | EM |
|--|------|------|--------------|---------|--------------|--------------|--------------|------|--------------|------|--------------|--------------|------|--------------|--------------|------|--------------|------|
| Bristol Temple Meads (BRI) 10 d | | | | | 1431 | | | | | | | 1531 | | | | | | |
| Bristol Parkway (BPW) 7 d | | | | | 1440 | | | | | | | 1540 | | | | | | |
| Cardiff Central (CDF) 7 d | | | | 1345 | | | | | | | | | | | | | | |
| Newport (South Wales) (NWP) d | | | | 1359 | | | | | | | | | | | | | | |
| Chepstow (CPW) d | | | | | | | | | | | | | | | | | | |
| Lydney (LYD) d | | | | | | | | | | | | | | | | | | |
| Gloucester (GCR) 7 d | | | | 1449 | | | | | | | | 1611 | | | | | | |
| Cheltenham Spa (CNM) d | | | | 1459 | 1511 | | | | | | | | | | | | | |
| Ashchurch for Tewkesbury (ASC) d | | | | | | | | | | | | | | | | | | |
| Worcestershire Parkway (WOP) d | | | | 1514 | | | | | | | | | | | | | | |
| University (UNI) d | | | | 1539 | | | | | | | | | | | | | | |
| Birmingham New Street (BHM) 12 d | | | | 1549 | 1603 | | 1628 | | | | | 1703 | | | 1728 | | | |
| Water Orton (WTO) d | | | | | | | | | | | | | | | | | | |
| Wilnecote (WNE) d | | | | | | | | | | | | | | | | | | |
| Tamworth (TAM) d | | | | 1606 | 1619 | | | | | | | | | | | | | |
| Burton-on-Trent (BUT) d | | | | 1618 | | | | | | | | 1726 | | | | | | |
| Willington (WIL) d | | | | | | | | | | | | | | | | | | |
| Crewe (CRE) 10 d | | 1510 | | | | | | | | 1610 | | | | | | | | 1710 |
| Alsager (ASG) d | | 1519 | | | | | | | | 1619 | | | | | | | | 1719 |
| Kidsgrove (KDG) d | | 1523 | | | | | | | | 1623 | | | | | | | | 1723 |
| Longport (LPT) d | | | | | | | | | | | | | | | | | | |
| Stoke-on-Trent (SOT) d | | 1532 | | | | | | | | 1632 | | | | | | | | 1732 |
| Longton (LGN) d | | 1538 | | | | | | | | 1638 | | | | | | | | 1738 |
| Blythe Bridge (BYB) d | | 1545 | | | | | | | | 1645 | | | | | | | | 1745 |
| Utttoxeter (UTT) d | | 1557 | | | | | | | | 1657 | | | | | | | | 1757 |
| Tutbury & Hatton (TUT) d | | 1607 | | | | | | | | 1707 | | | | | | | | 1807 |
| Peartree (PEA) d | | | | | | | | | | | | | | | | | | |
| Matlock (MAT) d | 1542 | | | | | | | 1642 | | | | | | | | 1742 | | |
| Matlock Bath (MTB) d | 1545 | | | | | | | 1645 | | | | | | | | 1745 | | |
| Cromford (CMF) d | 1548 | | | | | | | 1648 | | | | | | | | 1748 | | |
| Whatstandwell (WTS) d | 1554 | | | | | | | 1654 | | | | | | | | 1754 | | |
| Ambergate (AMB) d | 1559 | | | | | | | 1659 | | | | | | | | 1759 | | |
| Belper (BLP) d | 1605 | | | | | | | 1705 | | | | | | | | 1805 | | |
| Duffield (DFI) d | 1609 | | | | | | | 1709 | | | | | | | | 1809 | | |
| Derby (DBY) 6 a | 1616 | 1620 | | 1629 | 1637 | | 1658 | 1716 | | 1720 | | 1736 | | | 1758 | 1816 | | 1820 |
| Derby (DBY) 6 d | 1618 | | 1626 | 1633 | | | | 1718 | | | 1726 | | 1747 | | | 1818 | | |
| Spondon (SPO) d | 1623 | | | | | | | 1723 | | | | | | | | 1823 | | |
| Long Eaton (LGE) d | 1630 | | 1633a | | | | | 1730 | | | 1733a | | | | | 1830 | | |
| Attenborough (ATB) d | 1637 | | | | | | | 1737 | | | | | | | | 1837 | | |
| Beeston (BEE) d | 1641 | | | | | 1711 | | 1741 | 1745 | | | | | 1808 | | 1841 | 1845 | |
| Nottingham (NOT) 8 a | 1647 | | | 1653 | | 1717 | | 1747 | 1751 | | | | 1807 | 1815 | | 1847 | 1851 | |
| Newark Castle (NCT) a | 1720 | | | | | | | 1820 | | | | | | | | 1920 | | |
| Lincoln (LCN) a | 1748 | | | | | | | 1848 | | | | | | | | 1951 | | |
| Grimsby Town (GMB) a | | | | | | | | | | | | | | | | | | |

NOTES (see introductory pages for explanation of train operator codes and standard symbols)

a Arrival time
d Departure time

B From Sheffield to London St Pancras Intl
E From London St Pancras Intl
J From Reading to Newcastle
K From Plymouth to Edinburgh
M From Reading to York

Bristol, Cardiff, Birmingham, Crewe, Stoke-on-Trent, Matlock and Derby to Nottingham

Sundays

| Operator Days of operation/Notes 1st Class/Reservations/Bus/Ferry Catering facilities | EM B | XC ◇ | XC K 1◇ ⚡ | EM | EM E | EM | EM B | XC N 1◇ ⚡ | XC J 1◇ ⚡ | EM | EM E | EM | EM B | XC ◇ | XC N 1◇ ⚡ | EM B | EM | EM E |
|--|---------|---------|--------------------|------|---------|------|---------|--------------------|--------------------|------|---------|------|---------|---------|--------------------|---------|------|---------|
| Bristol Temple Meads (BRI) | 10 d | | 1631 | | | | | 1731 | | | | | | | 1831 | | | |
| Bristol Parkway (BPW) | 7 d | | 1640 | | | | | 1740 | | | | | | | 1840 | | | |
| Cardiff Central (CDF) | 7 d | | 1545 | | | | | | | | | | | 1745 | | | | |
| Newport (South Wales) (NWP) | d | | 1559 | | | | | | | | | | | 1759 | | | | |
| Chepstow (CPW) | d | | | | | | | | | | | | | | | | | |
| Lydney (LYD) | d | | | | | | | | | | | | | | | | | |
| Gloucester (GCR) | 7 d | | 1649 | | | | | | | | | | | 1849 | | | | |
| Cheltenham Spa (CNM) | d | | 1659 | 1711 | | | | 1811 | | | | | | 1859 | 1911 | | | |
| Ashchurch for Tewkesbury (ASC) | d | | | | | | | | | | | | | | | | | |
| Worcestershire Parkway (WOP) | d | | 1714 | | | | | | | | | | | 1914 | | | | |
| University (UNI) | d | | 1739 | | | | | | | | | | | 1939 | | | | |
| Birmingham New Street (BHM) | 12 d | | 1749 | 1803 | | | | 1903 | 1928 | | | | | 1949 | 2003 | | | |
| Water Orton (WTO) | d | | | | | | | | | | | | | | | | | |
| Wilnecote (WNE) | d | | 1804 | | | | | | | | | | | | | | | |
| Tamworth (TAM) | d | | 1808 | 1819 | | | | | | | | | | 2006 | 2019 | | | |
| Burton-on-Trent (BUT) | d | | 1820 | | | | | 1926 | | | | | | 2017 | | | | |
| Willington (WIL) | d | | | | | | | | | | | | | | | | | |
| Crewe (CRE) | 10 d | | | | | 1810 | | | | | | | 1910 | | | | | |
| Alsager (ASG) | d | | | | | 1819 | | | | | | | 1919 | | | | | |
| Kidsgrove (KDG) | d | | | | | 1823 | | | | | | | 1923 | | | | | |
| Longport (LPT) | d | | | | | | | | | | | | | | | | | |
| Stoke-on-Trent (SOT) | d | | | | | 1832 | | | | | | | 1932 | | | | | |
| Longton (LGN) | d | | | | | 1838 | | | | | | | 1938 | | | | | |
| Blythe Bridge (BYB) | d | | | | | 1845 | | | | | | | 1945 | | | | | |
| Uttoxeter (UTT) | d | | | | | 1857 | | | | | | | 1957 | | | | | |
| Tutbury & Hatton (TUT) | d | | | | | 1907 | | | | | | | 2007 | | | | | |
| Peartree (PEA) | d | | | | | | | | | | | | | | | | | |
| Matlock (MAT) | d | | | 1842 | | | | | | 1942 | | | | | | | 2042 | |
| Matlock Bath (MTB) | d | | | 1845 | | | | | | 1945 | | | | | | | 2045 | |
| Cromford (CMF) | d | | | 1848 | | | | | | 1948 | | | | | | | 2048 | |
| Whatstandwell (WTS) | d | | | 1854 | | | | | | 1954 | | | | | | | 2054 | |
| Ambergate (AMB) | d | | | 1859 | | | | | | 1959 | | | | | | | 2059 | |
| Belper (BLP) | d | | | 1905 | | | | | | 2005 | | | | | | | 2105 | |
| Duffield (DFI) | d | | | 1909 | | | | | | 2009 | | | | | | | 2110 | |
| Derby (DBY) | 6 a | | 1831 | 1837 | 1916 | 1920 | | 1936 | 1958 | 2016 | | 2020 | | 2029 | 2037 | | 2117 | |
| Derby (DBY) | 6 d | 1826 | 1836 | | 1918 | | 1926 | | | 2018 | | | 2026 | 2034 | | 2103 | 2118 | |
| Spondon (SPO) | d | | | 1923 | | | | | | 2023 | | | | | | | | |
| Long Eaton (LGE) | d | 1833a | | 1930 | | | 1933a | | | 2030 | | | 2033a | | | 2111a | 2127 | |
| Attenborough (ATB) | d | | | 1937 | | | | | | 2037 | | | | | | | 2134 | |
| Beeston (BEE) | d | | | 1941 | 1945 | | | | | 2041 | 2045 | | | | | | 2138 | 2144 |
| Nottingham (NOT) | 8 a | | 1856 | | 1947 | 1951 | | | | 2047 | 2051 | | | 2056 | | | 2144 | 2150 |
| Newark Castle (NCT) | a | | | 2020 | | | | | | 2120 | | | | | | | | |
| Lincoln (LCN) | a | | | 2051 | | | | | | 2151 | | | | | | | | |
| Grimsby Town (GMB) | a | | | | | | | | | | | | | | | | | |

NOTES (see introductory pages for explanation of train operator codes and standard symbols)

- a Arrival time
d Departure time
- B From Sheffield to London St Pancras Intl
E From London St Pancras Intl
J From Reading to Newcastle
K From Plymouth to Edinburgh
N From Plymouth to Leeds

Bristol, Cardiff, Birmingham, Crewe, Stoke-on-Trent, Matlock and Derby to Nottingham

Sundays

| Operator Days of operation/Notes 1st Class/Reservations/Bus/Ferry Catering facilities | EM | XC N 1◇ ⚓ | EM E ⚓ | EM | EM | XC N 1◇ ⚓ | EM P ⚓ | EM | EM MM E |
|--|------|--------------------|--------------|------|------|--------------------|--------------|------|------------|
| Bristol Temple Meads (BRI) | 10 d | 1931 | | | | 2032 | | | |
| Bristol Parkway (BPW) | 7 d | 1940 | | | | 2041 | | | |
| Cardiff Central (CDF) | 7 d | | | | | | | | |
| Newport (South Wales) (NWP) | d | | | | | | | | |
| Chepstow (CPW) | d | | | | | | | | |
| Lydney (LYD) | d | | | | | | | | |
| Gloucester (GCR) | 7 d | | | | | | | | |
| Cheltenham Spa (CNM) | d | 2011 | | | | 2111 | | | |
| Ashchurch for Tewkesbury (ASC) | d | | | | | | | | |
| Worcestershire Parkway (WOP) | d | | | | | | | | |
| University (UNI) | d | | | | | | | | |
| Birmingham New Street (BHM) | 12 d | 2103 | | | | 2203 | | | |
| Water Orton (WTO) | d | | | | | | | | |
| Wilnecote (WNE) | d | | | | | | | | |
| Tamworth (TAM) | d | 2119 | | | | 2219 | | | |
| Burton-on-Trent (BUT) | d | 2130 | | | | | | | |
| Willington (WIL) | d | | | | | | | | |
| Crewe (CRE) | 10 d | 2010 | | | | 2122 | | | |
| Alsager (ASG) | d | 2019 | | | | 2131 | | | |
| Kidsgrove (KDG) | d | 2023 | | | | 2136 | | | |
| Longport (LPT) | d | | | | | | | | |
| Stoke-on-Trent (SOT) | d | 2032 | | | | 2144 | | | |
| Longton (LGN) | d | 2038 | | | | 2150 | | | |
| Blythe Bridge (BYB) | d | 2045 | | | | 2156 | | | |
| Utttoxeter (UTT) | d | 2057 | | | | 2209 | | | |
| Tutbury & Hatton (TUT) | d | 2107 | | | | 2218 | | | |
| Peartree (PEA) | d | | | | | | | | |
| Matlock (MAT) | d | | | | 2141 | | | 2256 | |
| Matlock Bath (MTB) | d | | | | 2144 | | | 2258 | |
| Cromford (CMF) | d | | | | 2147 | | | 2301 | |
| Whatstandwell (WTS) | d | | | | 2153 | | | 2306 | |
| Ambergate (AMB) | d | | | | 2159 | | | 2312 | |
| Belper (BLP) | d | | | | 2205 | | | 2318 | |
| Duffield (DFI) | d | | | | 2209 | | | 2323 | |
| Derby (DBY) | 6 a | 2120 | 2140 | | 2216 | 2231 | 2237 | 2330 | |
| Derby (DBY) | 6 d | | | | 2218 | | | 2332 | |
| Spondon (SPO) | d | | | | 2223 | | | | |
| Long Eaton (LGE) | d | | | | 2230 | | | 2341 | |
| Attenborough (ATB) | d | | | | 2237 | | | 2348 | |
| Beeston (BEE) | d | | 2206 | 2241 | | | 2320 | 2352 | 0023 |
| Nottingham (NOT) | 8 a | | 2212 | 2248 | | | 2326 | 0001 | 0029 |
| Newark Castle (NCT) | a | | | | | | | | |
| Lincoln (LCN) | a | | | | | | | | |
| Grimsby Town (GMB) | a | | | | | | | | |

NOTES (see introductory pages for explanation of train operator codes and standard symbols)

- a Arrival time
d Departure time
- E From London St Pancras Intl
N From Plymouth to Leeds
P From London St Pancras Intl to Derby
- MM Monday mornings